



## Garland

SKU # 1002494536

Model: SEYI710009TH4

INDOOR / COVERED ENTRY

# INSTRUCTION MANUAL

## Assembly Instruct

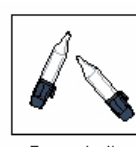


- 1) Shape the garland by straightening up the tips. Step back and take an overall look. Shift tips to fill any gaps.
- 2) Open the lid of the battery box by releasing the locks. Insert 4 AA batteries\* into the compartment. Make sure that the batteries are inserted in the correct orientation. Close the lid with the locks.
- 3) Press the button on the battery box once for timer mode, twice to turn the lights constantly on, and a third time to turn the lights off or reset the timer. The built-in timer mode causes the lights to turn on and off in a cycle: on for 6 hours then off for 18. The user should initially turn on the lights at a specific time of their choice, and then the lights will turn on every day at approximately the same time.
- 4) Replace batteries when the lights become dim. Remove batteries from unit when it is not used.
- 5) Hang the garland on a firm and stable fixture.

\* Use 1.5V AA batteries or equivalent. Batteries not included.

## TROUBLESHOOTING INSTRUCTIONS:

### If the lights do not work:

- 1) In cold temperatures, lithium AA batteries must be used. Otherwise, the life-span of the batteries will be greatly reduced, or the lights will not turn on at all.
- 2) Ensure the batteries are new and are inserted correctly into the battery box.
- 3) If a bulb is not working, replace the faulty bulb as shown in the figures below. Use the replacement bulbs provided.



## CAUTIONS:

1. Read all instructions and warning tags carefully.
2. This garland is for indoor and covered entry use. Do not place in uncovered area where there is prolonged exposure to sunlight or where rain/snow accumulates.
3. Do not place near gas or electric heaters, radiators, fireplaces, candles or other similar sources of heat.
4. Do not use candles on the garland.
5. Do not install near fountains, bathtubs, sinks, or other wet areas.
6. Remove batteries from product at end of season before storing to avoid battery leakage and corrosion.
7. This is a Christmas decoration. This is not a toy. Keep out of the hands of small children.
8. For festive use only, not intended for consecutive use over 90 days each season.
9. This appliance is not intended for use by persons (including children) with reduced physical, sensory or mental capabilities, or lack of experience and knowledge, unless they have been given supervision or instruction concerning use of the appliance by a person responsible for their safety.
10. Children should be supervised to ensure that they do not play with the appliance.
11. The supply cord cannot be replaced. If the cord is damaged the appliance should be scrapped.
12. Do not dispose batteries in fire or other similar sources of heat.
13. Do not mix old and new batteries. Do not mix alkaline, standard (carbon-zinc), or rechargeable (nickel-cadmium) batteries, or equivalent.

Please read assembly instructions. The parts for this product have been carefully inspected and packed. If you have any questions or problems regarding this product, please call our toll-free helpdesk at **1-800-919-6564**, available 7 days a week, 24 hours a day.

SAVE THESE INSTRUCTIONS

Made in China