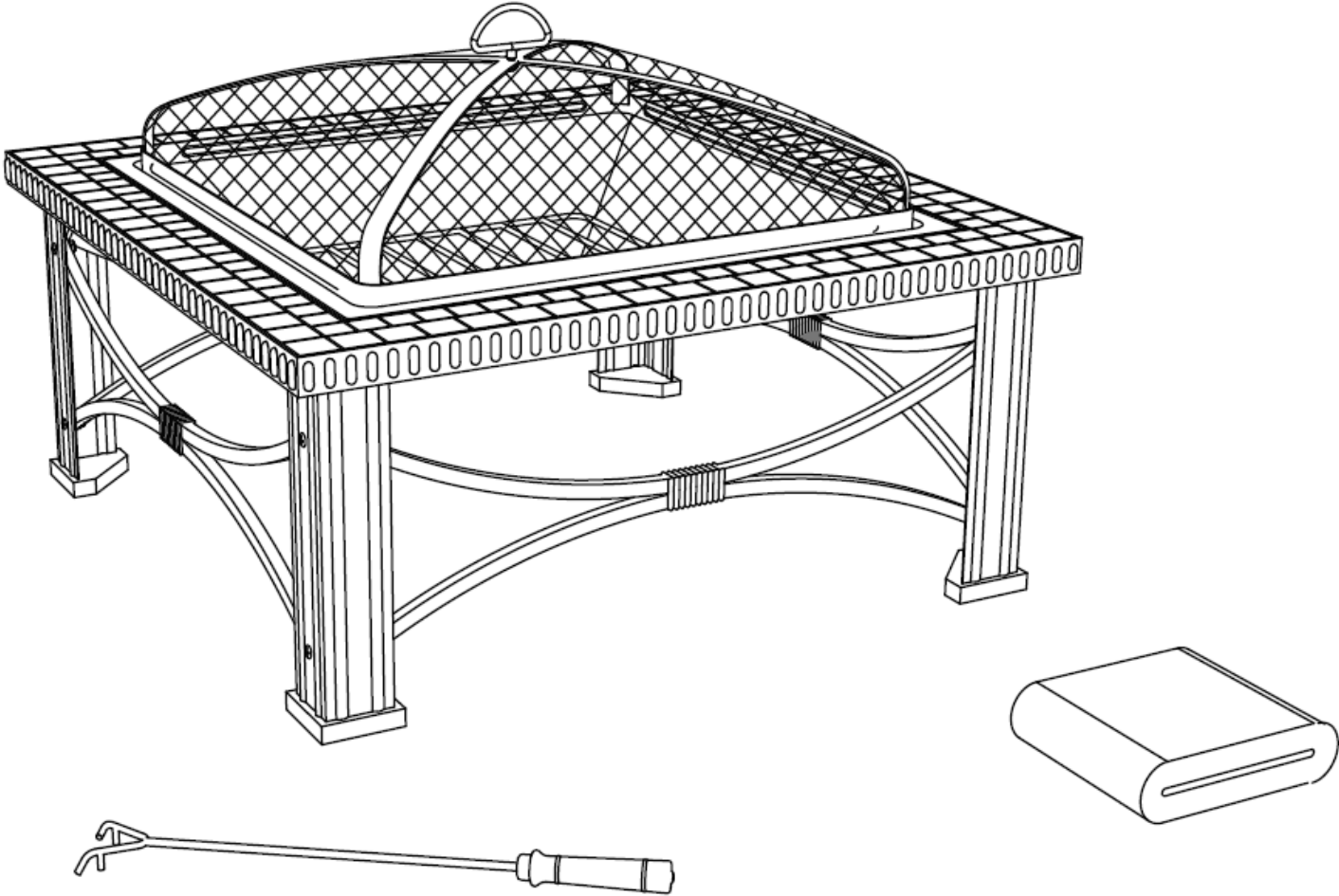




OWNER'S MANUAL

MODEL #FTB-51161B



ATTACH YOUR RECEIPT HERE

Serial Number _____ Purchase Date _____



Questions, problems, missing parts? Before returning to your retailer, call our customer service department at **1-888-775-1330**, 7 a.m. - 4 p.m., PST, Monday – Friday. Or email us at warranty@azpatioheaters.com.

OWNER'S MANUAL

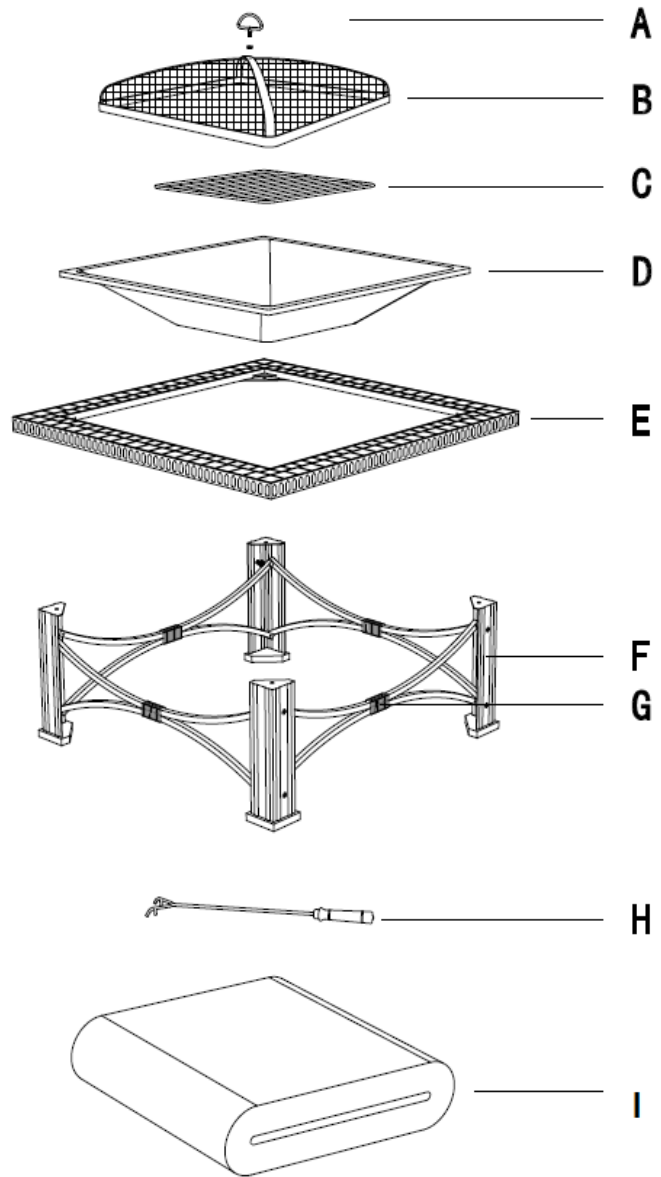
WARNINGS:

- The metal may become very hot during and after use. Do not touch the metal or try to move the unit while hot.
- Keep children away from the unit while in use until the fire is extinguished and the metal has cooled.
- Do not use on a wooden surface, or on grass, near walls or flammable articles, or under overhead coverings. Keep at least 2 feet away from all other articles during use.
- This fire bowl is intended for outdoor use only. Do not use on wooden decks.
- This fire bowl is intended to burn wood logs only. Do not burn coal, leaves, or other combustible materials in the fire bowl.
- Do not overload the fire bowl with wood logs.
- Not for use by children. Keep children and pets away from the fire bowl.
- The fire bowl is hot. Use with caution. Do not touch the hot fire bowl with bare hands.
- Never leave the burning fire bowl unattended, and always extinguish the fire completely before leaving the fire bowl.
- Do not use near flammable or combustible objects or materials.
- When the fire bowl is in use, the handle on the mesh screen can reach extreme temperatures that can cause serious injury to an unprotected hand. Use a poker or an appropriate heat resistant glove or pad when handling.
- Check local fire regulations and municipal by-laws for safe use.
- Fuels used in wood or charcoal burning appliances, and the products of combustion of such fuels, contain chemicals known to the state of California to cause cancer and birth defects or other productive harm.

OWNER'S MANUAL

FIRE PIT PARTS LIST

No.	PARTS	Qty
A	Lift Handle	1
B	Screen	1
C	Log Grate	1
D	Fire Bowl	1
E	Slate Top	1
F	Corner Posts with Side Panel	2
G	Side Panel	2
H	Poker	1
I	Cover	1



HARDWARE LIST

NO.	PARTS	QTY
J	M6*12 Bolt	4
K	M6*18 Bolt	8
L	M6 Nut	9

Tools required :Screw driver(not included)

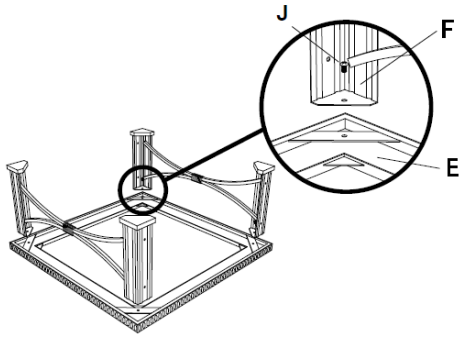


FIG 1

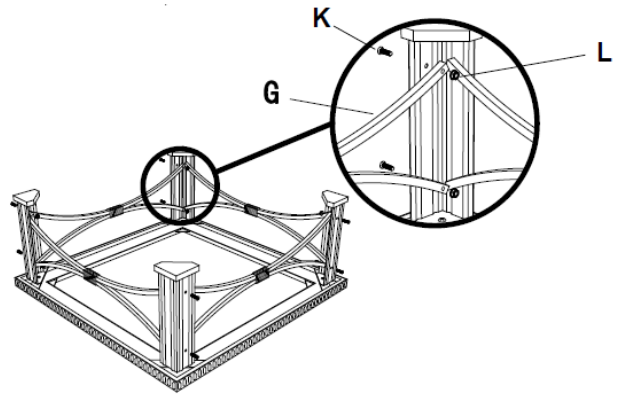


FIG 2

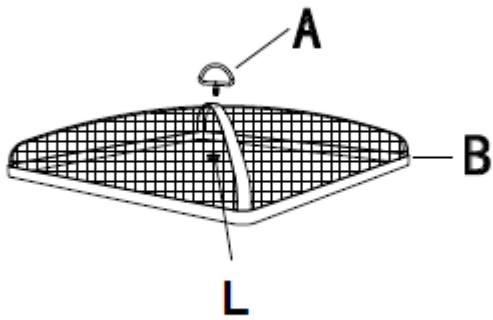


FIG 3

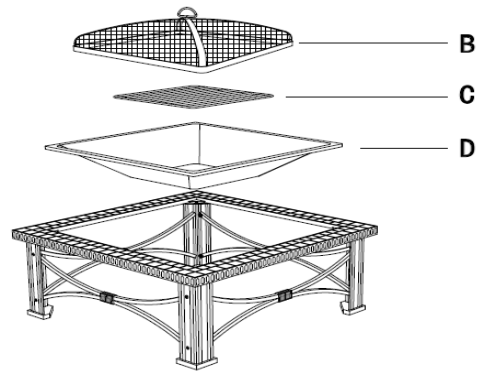


FIG 4

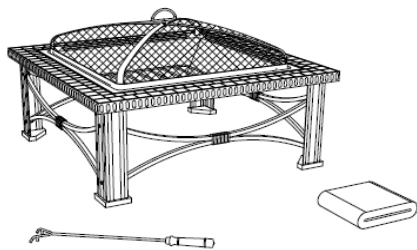


FIG 5

Assembly Steps:

Step 1: Place Slate Top (E) upside down on a protected flat surface. Then attach one Corner Posts with Side Panel (F) to Slate Top (E) by using M6x12 Bolt (J) screw. **Hand tighten bolts, But do not fully tighten.** Repeat for another Corner Posts with Side Panel (F) . **(See FIG 1)**

Step 2: Attach one Side Panel (G) between two Corner Posts with Side Panel (F) by using 4 M6 x18 Bolts (K) and Nuts (L). **Hand tighten bolts, But do not fully tighten.** Repeat for another Side Panel (G). **(See FIG 2)**

Step 3: Check alignment and make any necessary adjustments. Tighten all bolts with screw driver.

Step 4: Assemble the Screen (B) by using Lift Handle (A) and M6 Nut (L). **(See FIG 3)**

Step 5: Turn the assembled table top to upright position, put Fire Bowl (D) onto the Slate Top (E) and place Log Grate(C) into Fire Bowl (D). **(See FIG 4),** Finally put the screen (B) on the fire bowl. **(See FIG 5),**

Your fire pit is ready for use now. Once fire pit has cooled after use ,use cover to protect against rain and dust .

AZ Patio Heater, LLC (“Vendor”) warrants to the original retail purchaser of this heater to no other person, that if this heater is assembled and operated in accordance with the printed instructions accompanying it, then for a period of one year from the date of purchase, all parts in such heater shall be free from defects in manufacturing and workmanship. Vendor may require reasonable proof of your date of purchase from an authorized retailer or distributor. Therefore, you should retain your sales slip or invoice. This limited Warranty shall be limited to the repair or replacement of parts, which prove defective under normal use and service and which the vendor shall determine in its reasonable discretion upon examination to be defective. Before returning any parts, you should contact Vendors customer service department using the contact information listed below. If Vendor confirms, after examination a defect covered by this limited warranty in any returned part, and if Vendor approves the claim, Vendor will replace such defective part without charge. If you return defective parts, Transportation charges must be prepaid by you. Vendor will return replacement parts to the original retail purchaser, Freight or postage prepaid.

The limited Warranty does not cover any failures or operating difficulties due to accident, abuse, misuse, alteration, misapplication, improper installation or improper maintenance or service by you or third party. The failure to perform normal and routine maintenance on the product, shipping, damage, abnormal adjustment to the burner, damage or repairs related to insects, birds, or animals of any kind, and damage due to weather conditions as set out in this owner’s manual. In addition, the Limited Warranty does not cover damage to the finish such as scratches, dents, discoloration, rust or weather damage, after purchase. Please protect your investment.

The limited Warranty is in lieu of all other warranties offered by any retail company. Vendor disclaims all warranties for products that are purchased from sellers other than authorized retailers or distributors. AFTER THE PERIOD OF THE 1 YEAR WARRANTY, VENDOR DISCLAIMS ANY AND IMPLIED WARRANTIES, INCLUDING WITHOUT LIMITATION THE IMPLIED WARRANTIES OF MERCHANTABILITY AND FITNESS FOR A PARTICULAR PURPOSE. FURTHER, VENDOR SHALL HAVE NO LIABILITY WHATSOEVER TO PURCHASER OR ANY THIRD PARTY FOR ANY SPECIAL, INDIRECT, PUNITIVE, INCIDENTAL, OR CONSEQUENTIAL DAMAGES. Vendor assumes no responsibility for any defects caused by third parties. This limited warranty gives the purchaser specific legal rights; a purchaser may have other rights depending upon where he or she lives. Some jurisdictions do not allow the exclusion or limitation of special, incidental or consequential damages, or limitations on how long a warranty lasts, so the above exclusion and limitations may not apply to you.

Vendor does not authorize any person or company to assume for it any other obligation or liability in connection with the sale, installation, use, removal, return, or replacement of its equipment, and no such representations are binding on vendor.

For warranty service, please contact warranty@azpatioheaters.com or call us toll free at 888-775-1330.