



BRISA

Retractable Screen Door



EASY 30-MINUTE
INSTALLATION

A FRESH APPROACH TO FRESH AIR



Retractable Screen Doors are installed over an entryway so the entry can be opened and fresh air can circulate through the retractable screen door and into the home.



Discover Brisa's Fresh Approach.

Brisa Retractable Screen Doors offer homeowners a fresh approach to traditional screen doors. Like hinged screen doors, Brisa allows fresh air to circulate into the home. But Brisa does that without all the banging and slamming and in-the-way hassles of a traditional hinged screen door.

Brisa's full-view screen also fully retracts when not in use so it doesn't get in the way.

It's there when you need it and out of sight when you don't.



More Gliding. Less Slamming.

The innovative E-Z Glide System provides a smooth and steady screen operation.

The ergonomically designed latch/lock handle offers simple and secure one-hand operation and provides confidence that the screen will stay closed to keep pets and children safely inside while keeping insects and debris out.






Durability has never been so beautiful.

A symmetrical design and neutral material selections coordinate with the brick or wood molding of your home's architecture.

Durable painted surfaces and rust-free aluminum housing and track require no maintenance.

Outer face-mount installation creates a full opening for fresh air circulation, unobstructed view, and full pass-through space without the intrusive housing or track associated with in-jamb installed retractable screen doors.

Subtle stripes woven into the screen provide visual cues to help prevent screen walk-through-- especially on days when bright sunlight can seem to make the screen "disappear."



If you have 30 minutes, we have the solution.



Brisa is smartly designed with ease of installation in mind. No metal cutting is required and only one power driver tool is needed to install five components in only 30 minutes.

Assemble

The simple-to-install Quick-Snap Track can be snapped into the screen housing and adjusted to proper length without cutting for doors 32"-36" wide*

Place




Outer face-mount installation helps ensure easy-to-square installation while providing maximum air flow and an unobstructed view and pass-through.

Secure

Secure screen onto door frame with one tool and eight screws.

* For door widths 28"-31.5", two simple cuts with a hacksaw are required.

Choose your Brisa Retractable Screen Door model.

Brisa Selection Guide				
Door Type	Door Height	Screen Size	Colors Available	Date Available
 Single	6'8"	Standard	White	May, 19 2014
			Bronze	May, 19 2014
			Sandstone	August 4, 2014
	8'0"	Tall	White	May, 19 2014
			Bronze	May, 19 2014
			Sandstone	August 4, 2014
6'6"	Short	White	August 4, 2014	
Bronze	August 4, 2014			
Sandstone	August 4, 2014			
 Double	6'8"	Standard	White	May, 19 2014
			Bronze	May, 19 2014
			Sandstone	August 4, 2014
	6'6"	Short	White	August 4, 2014
Bronze			August 4, 2014	
Sandstone	August 4, 2014			
 Slider	6'8"	Standard	White	May, 19 2014

Enjoy a lifetime of fresh air.

A robust design that is built to last.

- Aluminum housing and track provide added strength
- Aluminum sill plate with slide adjustment has a secure fit
- Rugged weather stripping keeps dirt and insects out
- All parts are covered under a Limited Lifetime Warranty except for the screen mesh.



Brisa Retractable Screen Door options for your home



Single



Double



Slider

Brisa single, double door and slider retractable screen doors can be used on in-swing or out-swing doors.
Brisa has the right screen for your home.

Patent Pending



Building Value
Into Building Products®

215 East Roosevelt Ave., Zeeland, MI 49464
800.253.3900 www.odl.com



214120 (05/14)