

# PEDESTAL PIVOTING TOILET PAPER HOLDER

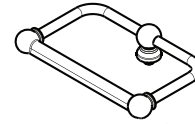
Thank you for selecting this Delta product! We design and manufacture each Delta item so you can enjoy years of trouble-free use. This Pedestal Toilet Paper Holder has a pivoting arm for easy roll replacement. The height adjusts from 17" to 25" making it ideal for small spaces. We made it adjustable by designing a tool-free and patented twist & lock mechanism that is easy to use.

**Assembly is easy, simply follow these instructions.**

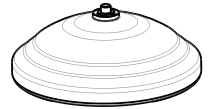
## Parts List:



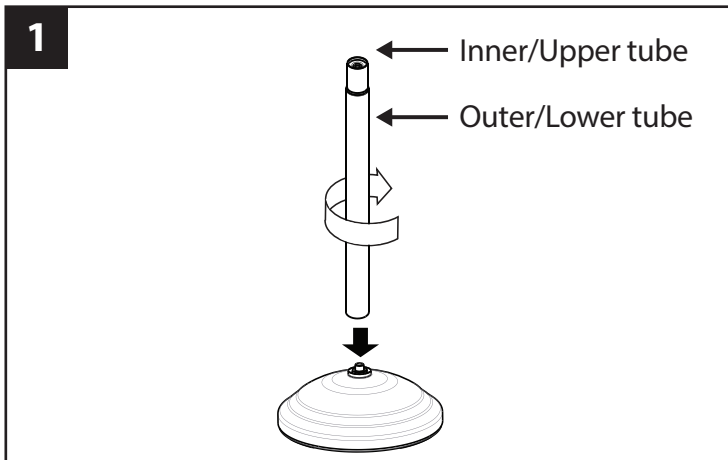
Tubing sub-assembly



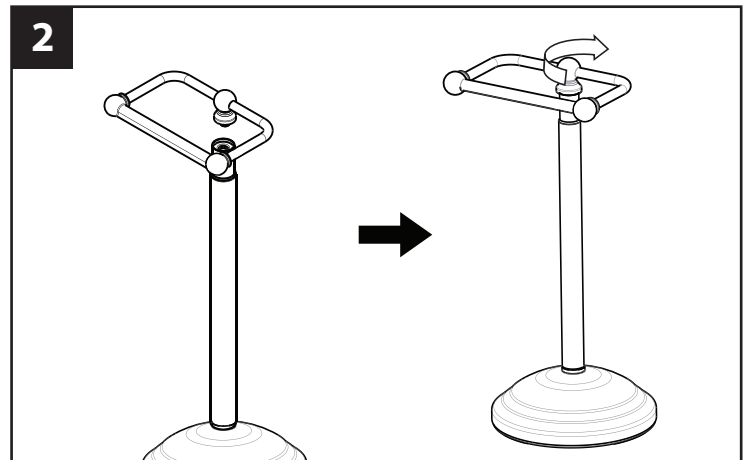
Pivot arm sub-assembly



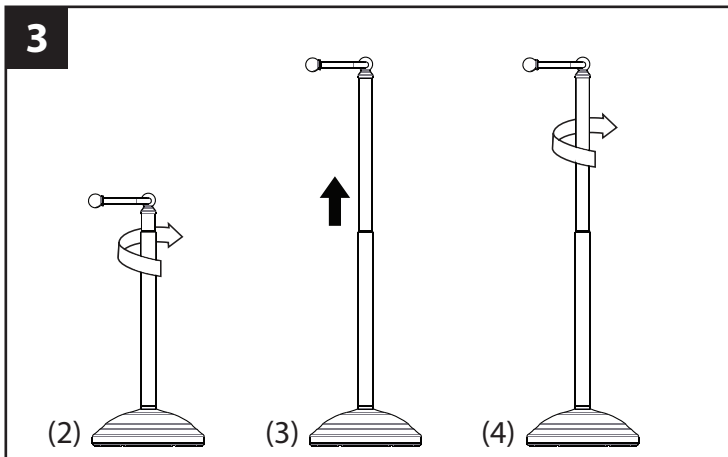
Base sub-assembly



Place the outer/lower end of the tubing sub-assembly onto the bolt at the top of the base. Hold the outer/lower tube and turn clockwise to fasten the tubing onto the base. Hand tighten only.

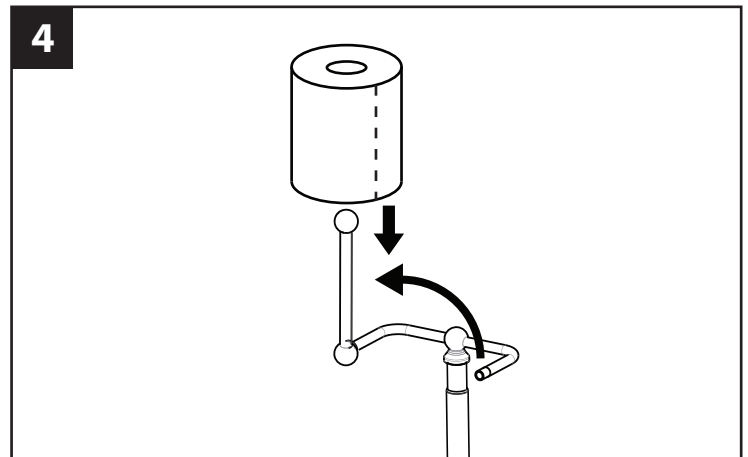


Insert bolt on pivot arm sub-assembly into top of tubing. Hold the inner/upper tube and turn the pivot arm sub-assembly clockwise to fasten. Hand tighten only.



To adjust the height of the Pedestal Toilet Paper Holder:

1. Grasp the outer/lower tubing with one hand and then the inner/upper tubing with the other hand.
2. Twist the inner/upper tubing counter-clockwise a quarter turn, to allow the tube to move up and down.
3. Lift the inner/upper tubing to the desired height.
4. Twist the inner/upper tubing clockwise until hand tight.



Lastly, raise the pivot arm to the vertical position, place a roll on the arm and lower the arm into the fixed lower position.

Warning: This pedestal toilet paper holder has a weight in the base that will keep the product stable and upright. The product is not intended to support a weight load, force, or leverage.