



- Installs easily with no wiring needed
- Motion sensor turns light ON automatically at night when motion is detected
- Limitless supply of renewable energy
- Perfect for sheds, barns, decks & pathways
- Provides emergency power in case of storms or other power failures

## 180° Motion Sensor Twin Head Solar Powered LED Floodlight


- Motion sensor detects motion 180° up to 70 ft.
- Equivalent to 50 watt incandescent
- 6 in. x 8 in. solar panel for maximum charging power with 16 ft. cord
- Adjustable time setting for 1 to 3 minutes
- Operates as a single or twin head
- Integral light sensor prevents light from turning ON during daylight hours
- Integral Li-ion rechargeable battery pack



MODEL#	PRODUCT DESCRIPTION	UPC#	UNIT CARTON DIMENSIONS (IN.)	MASTER CARTON	MASTER CARTON DIMENSIONS (IN.)	PALLETIZATION
MSLED180W	180° Solar Powered LED Floodlight	0 80083 56531 3	10W x 7.8H x 8.9D	2Pk	18.5W x 8.6H x 11.3D	40

## 180° Motion Sensor Twin Head Solar Powered LED Floodlight


- Motion sensor detects motion 180° up to 70 ft.
- Equivalent to 50 watt incandescent
- 6 in. x 8 in. solar panel for maximum charging power with 16 ft. cord
- Adjustable time setting for 1 to 3 minutes
- Operates as a single or twin head
- Integral light sensor prevents light from turning ON during daylight hours
- Integral Li-ion rechargeable battery pack



MODEL#	PRODUCT DESCRIPTION	UPC#	UNIT CARTON DIMENSIONS (IN.)	MASTER CARTON	MASTER CARTON DIMENSIONS (IN.)	PALLETIZATION
MST800LW	180° Solar Powered LED Floodlight	0 80083 71281 6	12.2W x 7.3H x 6.2D	2Pk	15.2W x 12.8H x 6.9D	90

### 130° Motion Sensor Twin Head Solar Powered LED Floodlight


- Motion sensor detects motion 130° up to 25 ft.
- Replaceable Ni-MH batteries
- 3 in. x 5 in. solar panel for maximum charging power with 16 ft. cord
- Adjustable time setting for 1 to 3 minutes
- Integral light sensor prevents light from turning ON during daylight hours



MODEL#	PRODUCT DESCRIPTION	UPC#	UNIT CARTON DIMENSIONS (IN.)	MASTER CARTON	MASTER CARTON DIMENSIONS (IN.)	PALLETIZATION
MST1301LW	130° Solar Powered LED Floodlight	0 80083 70970 0	7.1W x 5.7H x 7.3D	2Pk	12W x 7.7H x 7.9D	160

### 130° Motion Sensor Single Head Solar Powered LED Floodlight


- Motion sensor detects motion 130° up to 25 ft.
- Integral Li-ion rechargeable battery pack
- 3 in. x 5 in. solar panel for maximum charging power with 16 ft. cord
- Adjustable time setting for 1 to 3 minutes
- Integral light sensor prevents light from turning ON during daylight hours



MODEL#	PRODUCT DESCRIPTION	UPC#	UNIT CARTON DIMENSIONS (IN.)	MASTER CARTON	MASTER CARTON DIMENSIONS (IN.)	PALLETIZATION
MSS1301LW	130° Solar Powered LED Floodlight	0 80083 70518 4	8.1W x 4.9H x 6.3D	2Pk	10.4W x 8.7H x 6.9D	200

### 100° Motion Sensor Solar Powered LED Floodlight

- Motion sensor detects motion 100° up to 23 ft.
- Durable weather resistant plastic construction
- Built-in solar panel
- Auto 1 minute fixed time setting
- Operates as a single or twin head
- Integral light sensor prevents light from turning ON during daylight hours
- Rechargeable battery pack (included)



MODEL#	PRODUCT DESCRIPTION	UPC#	UNIT CARTON DIMENSIONS (IN.)	MASTER CARTON	MASTER CARTON DIMENSIONS (IN.)	PALLETIZATION
MSLED100	100° Solar Powered LED Floodlight	0 80083 51784 8	6.5W x 7.9H x 4.7D	2Pk	7.3W x 10.2H x 8.7D	110