

## FOLDABLE STORAGE BENCH WITH BIN

Model No. WEB284

### ASSEMBLY INSTRUCTIONS



**WARNING: Suffocation risk for small children**

### Customer Service

Tel 1.310.533.3800

Tel 1.800.323.5565

Fax 1.310.533.3899

Monday through Friday 8:30 am - 4:30 pm (Pacific Time)



Seville Classics, Inc.

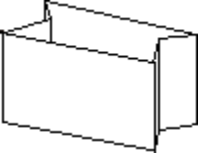

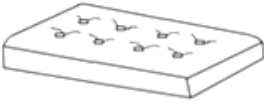
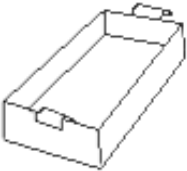

Torrance, CA 90501 USA

[www.sevilleclassics.com](http://www.sevilleclassics.com)

**Please read and save these instructions**

© 2015 Seville Classics, Inc.

151027

<b>A</b>	1 pc	<b>B</b>	1 pc	<b>C</b>	1 pc
Base		Large Panel		Lid	
					
<b>D</b>	1 pc	<b>E</b>	1 pc		
Bin		Small Panel			
					

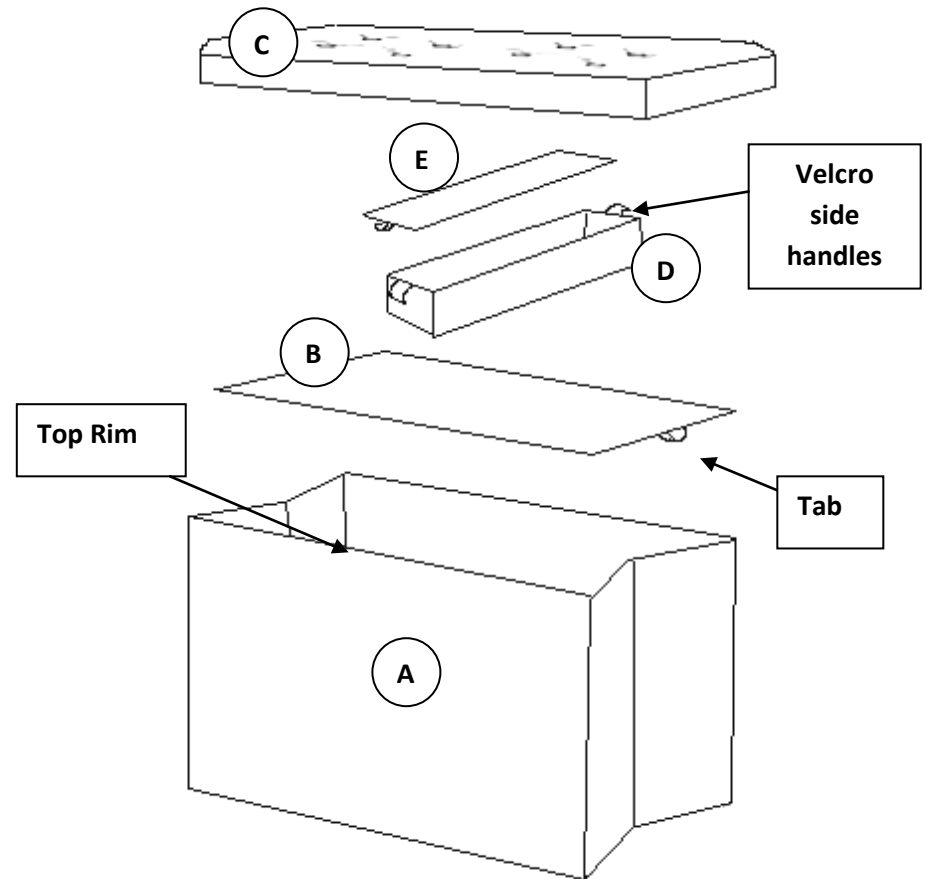
**Assemble Bench:**

Unfold **BASE (A)** with the open end facing up.  
 Insert **LARGE PANEL (B)** until flat in the bottom of the base.  
 Be sure that the tab is facing up.  
 Set **LID (C)** onto the top of the base.

**Assemble Bin:**

Unfold **BIN (D)** with the open end facing up.  
 Insert **SMALL PANEL (E)** until flat in the bottom of the base.  
 Be sure that the tab is facing up.  
 Attach Velcro side handles to the top rim of the base.

**Cleaning instructions: Spot cleaning recommended  
 Indoor use only**



**Bottom can support up to 22.7 kg (50 lbs.)**

**Weight capacity 226.8 kg (500 lbs.)**