








PRE-ORDER CHECKLIST

To save time and shipping costs, please review our Pre-order Checklist to verify that you have the correct product, accessories, and kits for your particular kitchen, prior to making your purchase.

AUTOMATIC RESIDENTIAL COOKTOP FIRE SUPPRESSION SINCE 1972

<p>DOES YOUR KITCHEN LOOK LIKE THIS?</p>			
<p>THEN YOU NEED THIS...</p>	<p>STFS Plus™</p> 	<p>Rangehood™</p> 	<p>Microhood™</p> 
<p>CLEARANCE</p>	<p>22-32" (56-81cm) clearance between stove top surface and mounting point in the hood.</p>	<p>27-35" (68-88cm) clearance between stove top surface and mounting point in the hood.</p>	<ul style="list-style-type: none"> • 15-27" (38-68cm) clearance between stove top surface and mounting point under the microwave. • 5.25-8.25" (13-20cm) from the back wall to the rear burners. If more than that, order Extension Bracket Kit.
<p>STANDARD MOUNTING</p>	<p>Attaches by a magnet to the underside of ventilation hood.</p>		<p>Attaches to wooden studs with included screws. For dry-wall, use included anchors with screws.</p>
<p>ALTERNATE MOUNTING</p>	<p>Your hood is non-magnetic material, order the: Adhesive Mounting Kit (P/N 675-127)</p>		<ul style="list-style-type: none"> • Adhesive Mounting Kit (P/N 677-1-63) • Extension Bracket Kit, Black (P/N 677-1-67) • Extension Bracket Kit, White (P/N 677-2-67)
<p>ACCESSORIES</p>	<p>—</p>	<p>Rangehood Decorative Cover, Stainless Steel, (P/N 675-129)</p>	<ul style="list-style-type: none"> • Microhood Decorative Cover, Stainless, (P/N 677-1-73) • Microhood Decorative Cover, Black (P/N 677-1-79) • Microhood Decorative Cover, White, (P/N 677-2-79)
<p>USER MANUAL - INSTALLATION INSTRUCTIONS</p>	<p>STFS Plus User Manual (P/N 679-3-35)</p>	<p>StoveTop FireStop Rangehood User Manual (P/N 679-3-117)</p>	<ul style="list-style-type: none"> • StoveTop FireStop Microhood User Manual (P/N 677-1-56, Black) • StoveTop FireStop Microhood User Manual (P/N 677-2-56, White)
<p>DISTANCE (HEIGHT) FROM COOKING SURFACE TO MOUNTING POINT</p>	 <p>The diagram shows a vertical scale from 0 to 35 inches. The 'Cooking Surface' is at 0 inches. STFS Plus hood is shown with a height of approximately 22-32 inches. Rangehood hood is shown with a height of approximately 27-35 inches. Microhood hood is shown with a height of approximately 15-27 inches. A frying pan is shown on the cooking surface for reference.</p>		