



WALL SHELF



Included



1 x Wall Shelf



2 x Wall Bracket



4 x Bracket Screws



4 x Wall Anchors



2 x Shelf Screws



WARNING: CHOKING HAZARD
Small parts NOT for children under 3 years

Tools needed



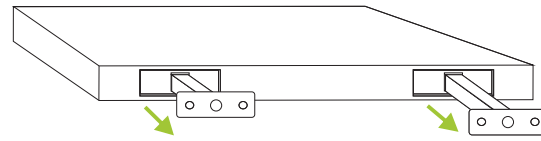
Level



Phillips Screwdriver



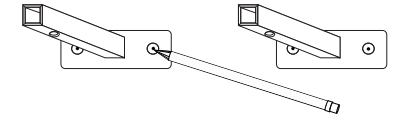
Power Drill + 3/16 drill bit



1 Remove brackets from shelf



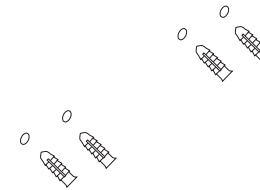
2 Level brackets



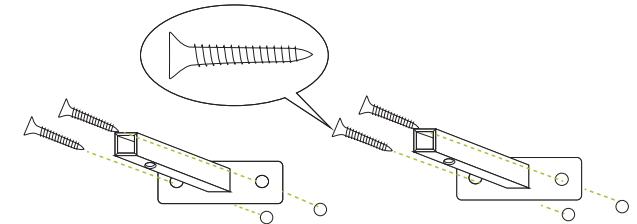
3 Mark 4 holes onto wall with pencil



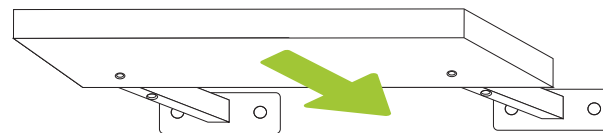
4 Drill 4 holes in wall with 3/16 bit



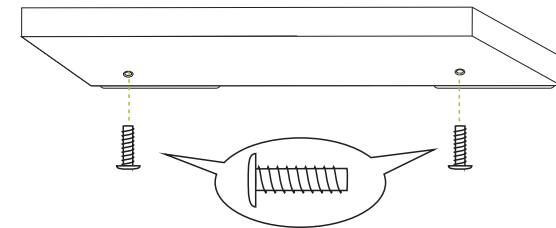
5 Insert anchors into holes



6 Fasten brackets to wall with bracket screws



7 Insert shelf onto bracket



8 Secure wall shelf to bracket with shelf screws

