



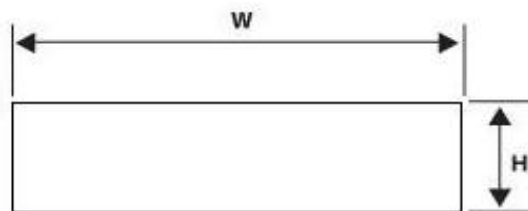
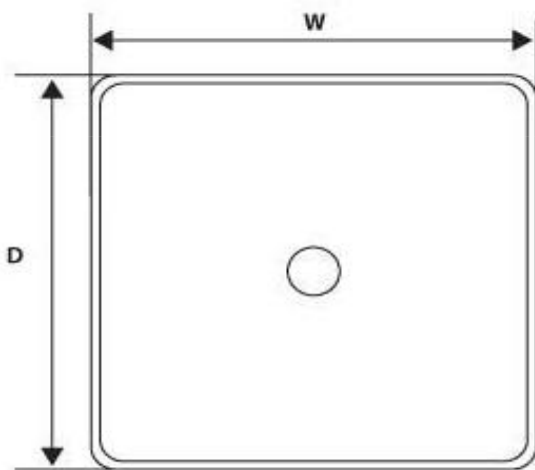
Yosemite Decor

Product Measurements

Width 21.75 "
Depth 15.75 "
Height 4.75 "
Drain Hole 1.75 "
Basin: 18.5" L x 10.5" W x 3.75" D



JAKI



Whats in the box

Stone Sink

Pop-up drain not included

Faucet not included

Features

Material: Granite

Shape: Rectangular

Drain Hole Diameter: 1.75"

Installation Type: Above-counter

Polished interior with textured exterior

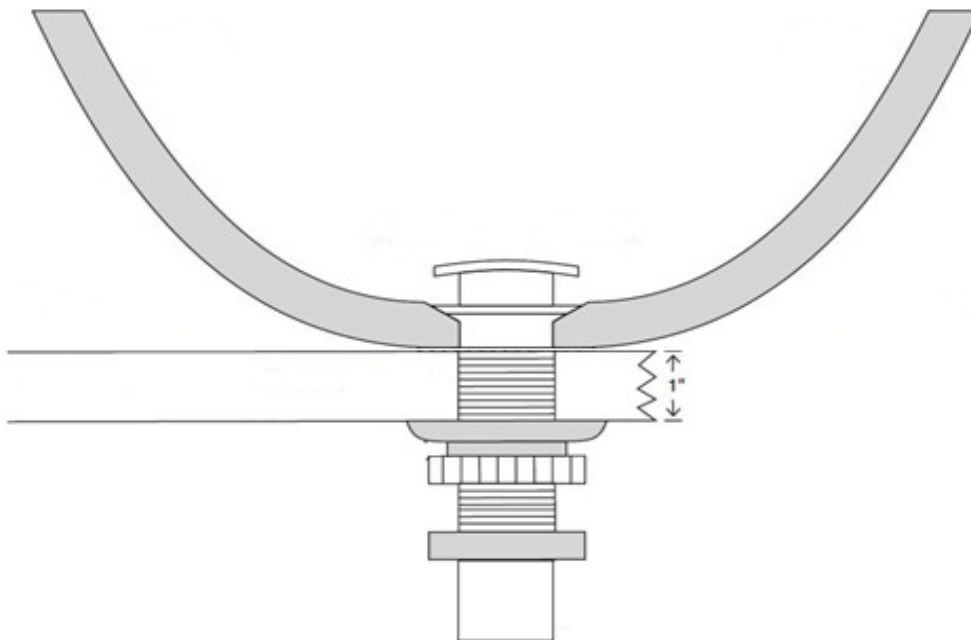
Fashionable bathroom sink

Stylish and Elegant

Tools Needed

None. Installation should be done by hand.

Diagram below is for presentation purpose only and may differ from actual



Installation Instructions

- 1) Check the Stone sink for any defects.
- 3) Set the Stone sink on top aligned to the countertop hole.
- 4) Install pop-up drain, check installation manual that come along with the pop-up drain.
- 5) Insert the drain body into the drain opening of the sink.
- 6) Insert the rubber washer to the drain body from underneath the countertop.
- 7) Insert the Metal or Plastic washer next to the rubber washer.
- 8) Install the Nut and tighten properly. (DO NOT OVER TIGHTEN)

Note: Installation should be done by hand. No tools required.