

SIEMENS

Ingenuity for life



Unprecedented wiring space
with Siemens WireGuide™



WireGuide™ Load Centers and Circuit Breakers

usa.siemens.com/WireGuide



Tired of no space and constant clutter?
Tired of cramped hands?
A little extra space goes a long way.


Siemens WireGuide™ is the first load center in its class offering more room to wire.



Benefits:

WireGuide load centers accept new AFCIs with shortened neutral wires that slide directly into the neutral bar

- Over 4 inches of breaker wire bending space
- 12 SKUs each available in both grey and white
- Pre-trimmed and ready to install neutral wires have an "Oops Loop" if extra wire is needed
- Full length neutral bars
- Decreased installation time
- WireGuide breakers available in dual function, 1-pole and 2-pole combination type AFCI, and 1-pole GFCI



Experience the first in its class Siemens WireGuide Load Center and Circuit Breakers which offer all of the upgrades and none of the hassles.

This Load Center has over 4 inches of clutter free gutter space making installation quick and painless. Full length neutral bars on both sides of the load center offer flexibility in circuit placement. The electronic Circuit Breakers come complete with pre-trimmed neutral wires, eliminating installation steps. The neutral wire seamlessly slides into the neutral bar as the breaker is being installed allowing for a secured bolted connection. The breaker features an "Oops Loop" providing extra wire if needed in the event of over-torquing. Upgrade your service to save time and effort with Siemens WireGuide Load Center and Circuit Breakers.



PL 1Ø Main Breaker WireGuide Load Centers

Amp Rating	No. of Spaces	No. of Circuits	Catalog Number	Dimensions (inches)		
				Height	Width	Depth
200	30	60	P3060B1200ACU	36	14.5	4.25
200	40	80	P4080B1200ACU	36	14.5	4.25

PL 1Ø Main Lug WireGuide Load Centers

Amp Rating	No. of Spaces	No. of Circuits	Catalog Number	Dimensions (inches)		
				Height	Width	Depth
125	20	40	P2040L1125ACU	24	14.5	4.25
125	30	60	P3060L1125ACU	30	14.5	4.25
200	30	60	P3060L1200ACU	36	14.5	4.25
200	40	80	P4080L1200ACU	36	14.5	4.25

ES 1Ø Main Breaker WireGuide Load Centers

Amp Rating	No. of Spaces	No. of Circuits	Catalog Number	Dimensions (inches)		
				Height	Width	Depth
200	30	60	S3060B1200A	36	14.5	4.25
200	40	80	S4080B1200A	36	14.5	4.25

ES 1Ø Main Lug WireGuide Load Centers

Amp Rating	No. of Spaces	No. of Circuits	Catalog Number	Dimensions (inches)		
				Height	Width	Depth
125	20	40	S2040L1125AG	21	14.5	4.25
125	24	48	S2448L1125AG	24	14.5	4.25
125	30	60	S3060L1125AG	30	14.5	4.25
200	30	60	S3060L1200AG	30	14.5	4.25

*All load centers available (made to order) in white by adding a "W" to the end of the part number.

1-Pole Combination Type AFCI

Catalog Number	Amp Rating	Interrupting Rating	UL Type
QA115AFCWG	15	10kAIC	QAF2
QA120AFCWG	20	10kAIC	QAF2

2-Pole Combination Type AFCI

Catalog Number	Amp Rating	Interrupting Rating	UL Type
Q215AFCWG	15	10kAIC	QAF
Q220AFCWG	20	10kAIC	QAF

1-Pole GFCI

Catalog Number	Amp Rating	Interrupting Rating	UL Type
QF115AWG	15	10kAIC	QFGA2
QF120AWG	20	10kAIC	QFGA2

1-Pole Dual Function AFCI/GFCI

Catalog Number	Amp Rating	Interrupting Rating	UL Type
Q115DFWG	15	10kAIC	QPF2
Q120DFWG	20	10kAIC	QPF2

Combination Type AFCI WireGuide Breaker

Breaker Type	Amp Rating	Catalog Number
QAF2	15	QA115AFCWG
	20	QA120AFCWG

Dual Function AFCI/GFCI WireGuide Breaker

Breaker Type	Amp Rating	Catalog Number
QFGA2	15	Q115DFWG
	20	Q120DFWG

**Published by
Siemens 2018**

Siemens Industry, Inc.
5400 Triangle Parkway
Norcross, GA 30092

1-800-241-4453
info.us@siemens.com

Subject to change without prior notice

Order No. RPFL-WIRE-0218-CP

Printed in USA

All rights reserved

© 2018, Siemens Industry, Inc.

usa.siemens.com/WireGuide

The technical data presented in this document is based on an actual case or on as-designed parameters, and therefore should not be relied upon for any specific application and does not constitute a performance guarantee for any projects. Actual results are dependent on variable conditions. Accordingly, Siemens does not make representations, warranties, or assurances as to the accuracy, currency or completeness of the content contained herein. If requested, we will provide specific technical data or specifications with respect to any customer's particular applications. Our company is constantly involved in engineering and development. For that reason, we reserve the right to modify, at any time, the technology and product specifications contained herein.