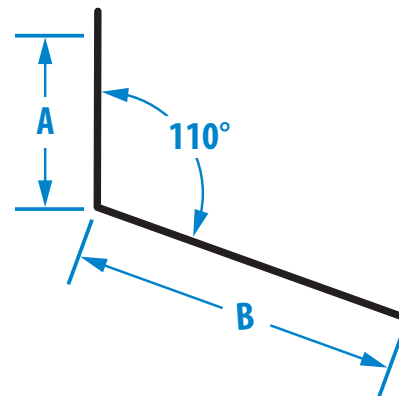
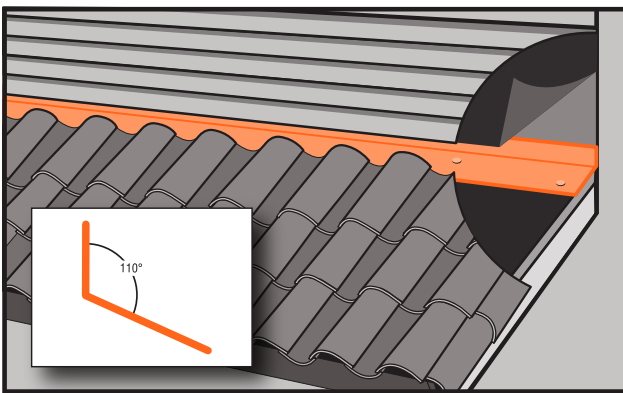
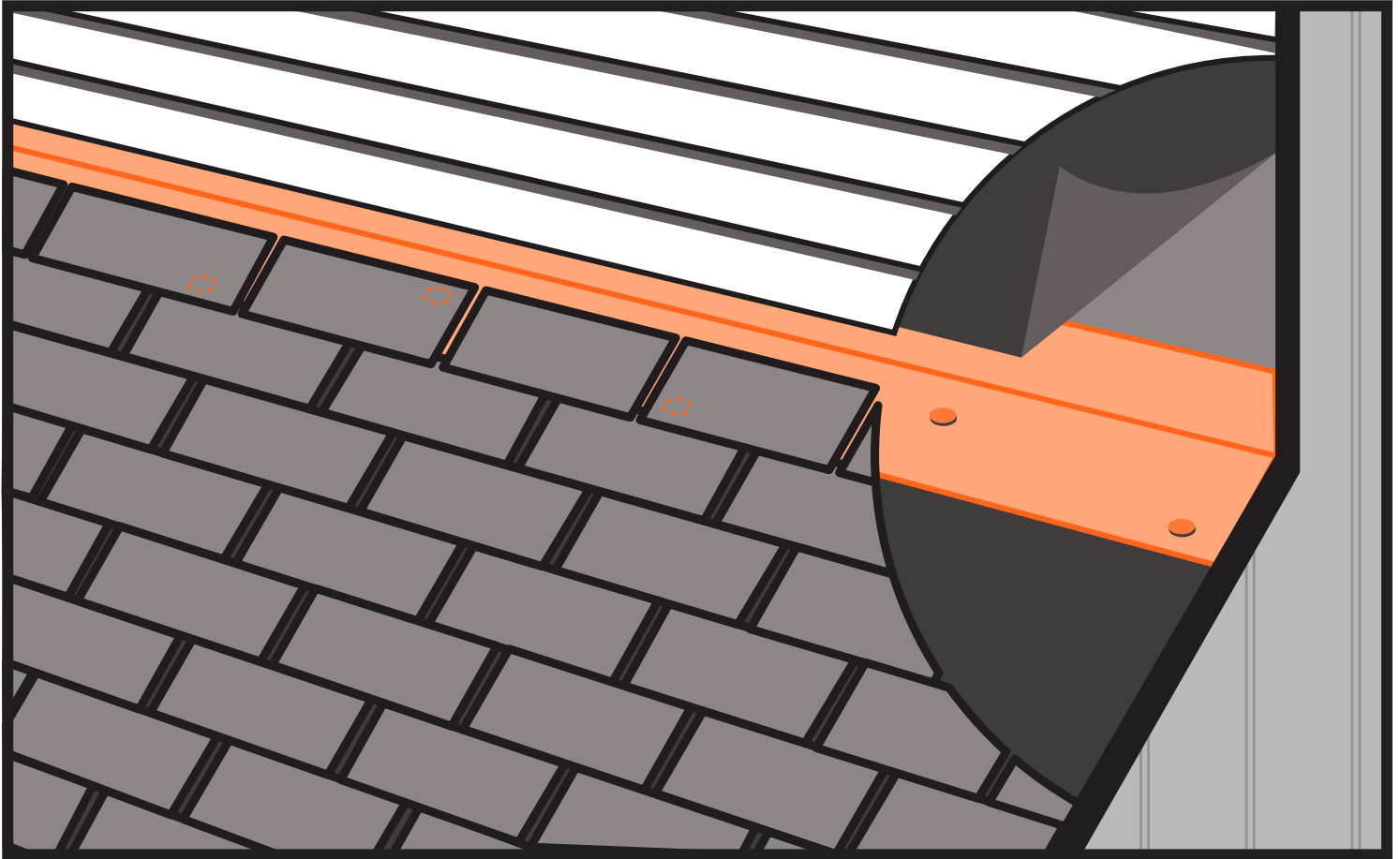


# ROOF-TO-WALL FLASHING

**Gibraltar Roof-to-Wall Flashing** is available in 26 and 28 gauge, painted and bare galvanized steel. Roof-to-Wall Flashing is installed over the building paper on the roof deck and under the building paper along the wall.

Cut the flashing to length and fasten with 1 1/2 inch galvanized roofing nails every 12 inches. If the span is more than 10 feet, additional pieces should be lapped 6", without a nail in the lap to allow for expansion/contraction.



**CAUTION!** Working above grade is inherently dangerous, be sure that proper fall protection measures are in place. When working with power tools and sheet metal, gloves and eye protection are absolutely required.

These installation guidelines are for use with typical or standard applications. It is always recommended to seek advice from a licensed professional, and to check with your local building inspector or building permit office for approvals and possible variations that may apply.