

Transfer Dual Massage Walk In Bathtub (Wheelchair Accessible)



OLA3052D-L-D Left Drain



OLA3052D-R-D Right Drain

Actual Size: 29.5" W x 52" L x 42" H
 Shipping Size: 32" W x 54" L x 50" H
 Shipping Weight: 300lbs.
 Net Weight: 220lbs.
 Water Capacity: 90 gal. US (unoccupied)
 55-75 gal. US (occupied)
 Approx. Drain Time: +/- 2 minutes (unoccupied bathtub)
 at ideal home plumbing conditions
 Approx. Fill Time: +/- 14 minutes (unoccupied bathtub)
 based on in-house water pressure

Options:

- Left or Right Hinged Door

Included Features:

- Acrylic Tub Shell:
 - High quality acrylic
 - Excellent color uniformity
 - High Gloss White Finish
 - Fiberglass Reinforced
- Low threshold step in 7"
- Stainless Steel Frame with Adjustable Leveling Legs
- Seat: 22" W x 17" H x 19" L
- One (1) front and one (1) end removable access panels
- Wall and deck mounted stainless steel safety grab bar in plated chrome finish
- LED multiple color chromatherapy light (.04AMP)
- Digital Controller
- L-shaped door for wheelchair accessible
- Air Massage System: (4.5AMP 486W)
 - Sixteen (16) therapeutic air massage jets with blackflow valve
 - Variable Speed Pump with Auto Purge
- Hydro Massage System: (5A 600W)
 - Six (6) adjustable and Seven (7) fixed hydro jets
 - Hydro Massage Air Flow Intensity Control
 - 5 AMP Pump
 - In-line water heater (5.5AMP 650 w)
 - On/Off push control
- Five-Piece thermostatic faucet set (chrome finish)
 - Thermostatic control valve
 - Two (2) 2-way diverters with extension handles
 - Pull out, hand held, chrome plated shower with 5 ft. retractable stainless steel braided hose

Plumbing:

- Two (2) x 5' long stainless steel braided water supply lines with 3/4" IPS connectors
- Two (2) x 2" floor drains
- Two (2) PVC 2" drain elbows

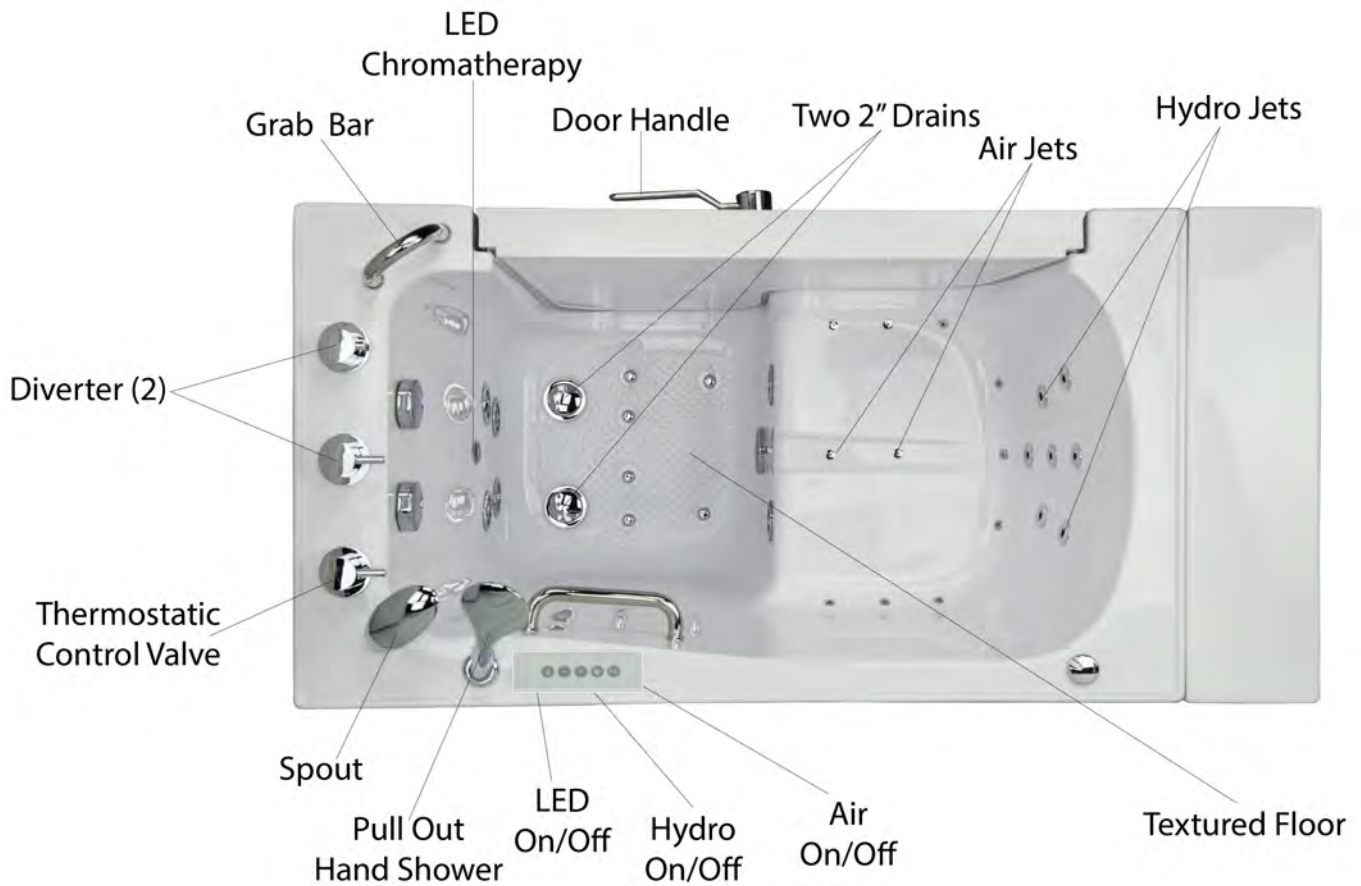
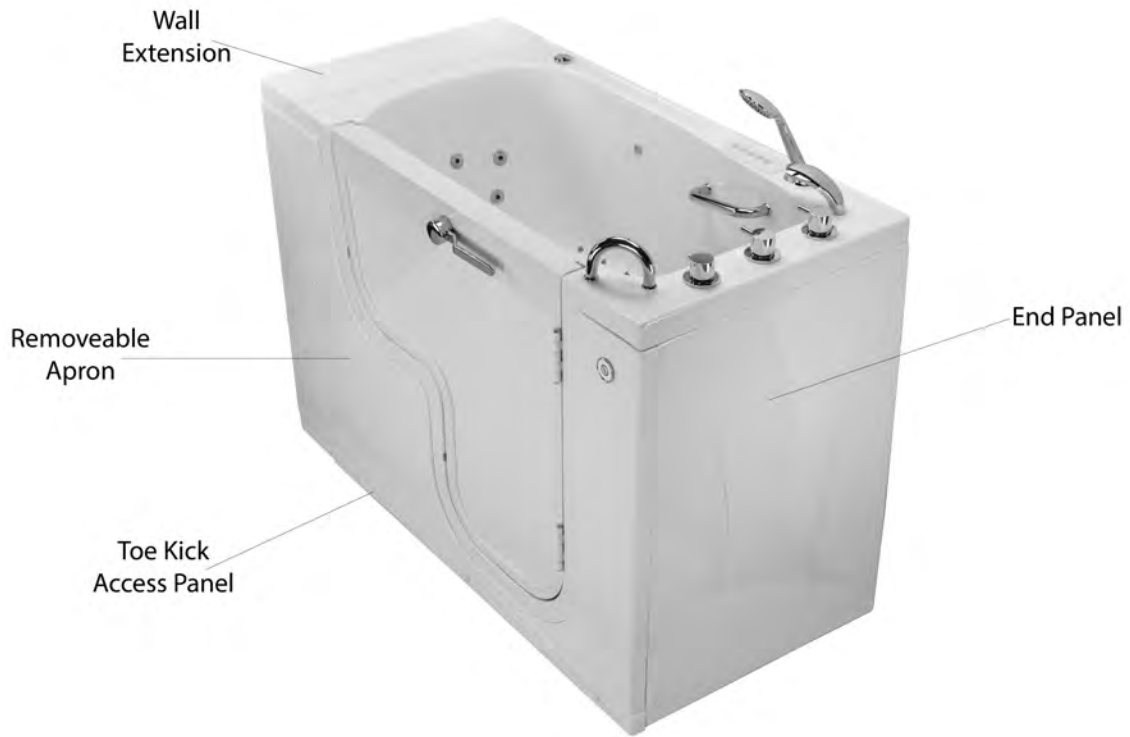
Electrical:

Electrical requirement is one dedicated 120 V electrical line with a 20AMP GFCI standard three prong outlet

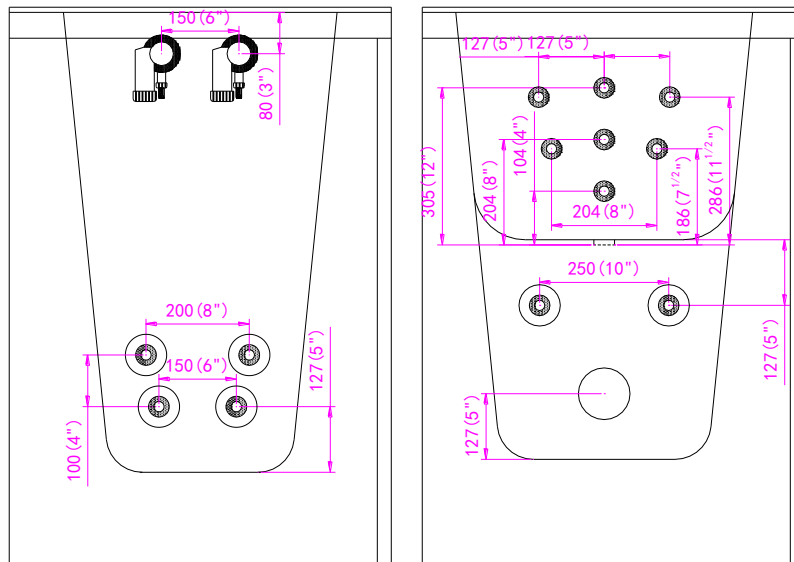
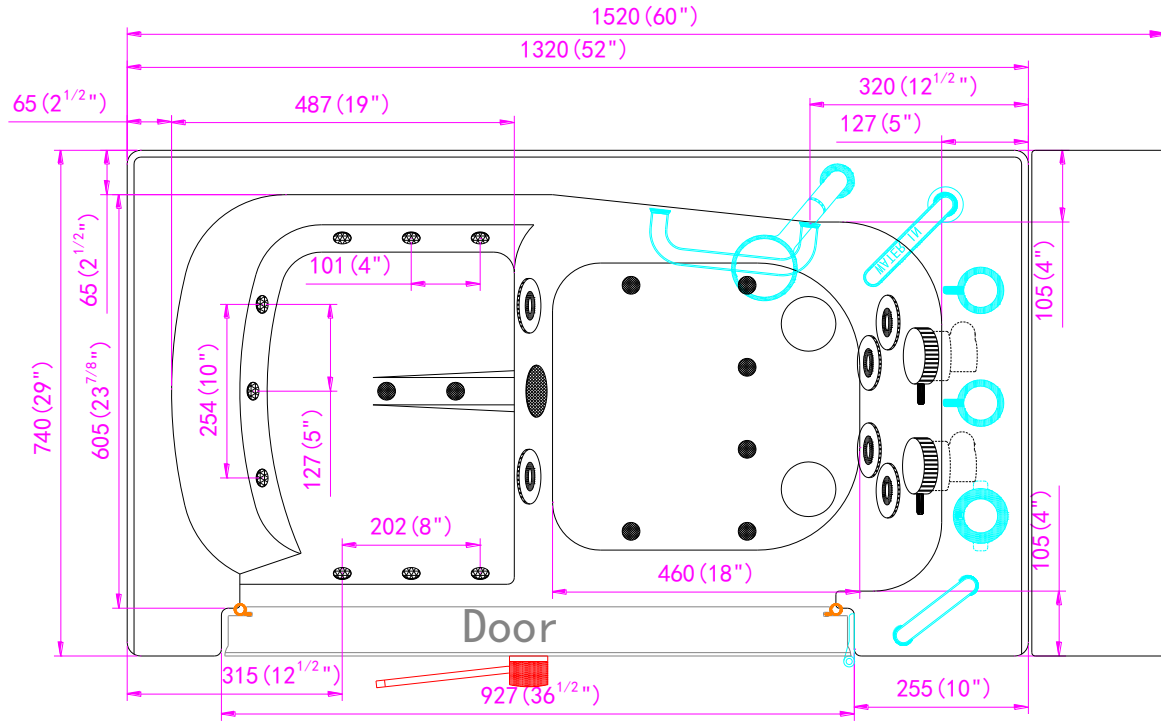
Warranty:

- Lifetime limited warranty on acrylic walk in tub shell, frame, and door.
- 5 Year parts warranty*
- Thermostatic Control Valve (TCV) 1 year limited warranty

Transfer Dual Massage Walk In Bathtub (Wheelchair Accessible)



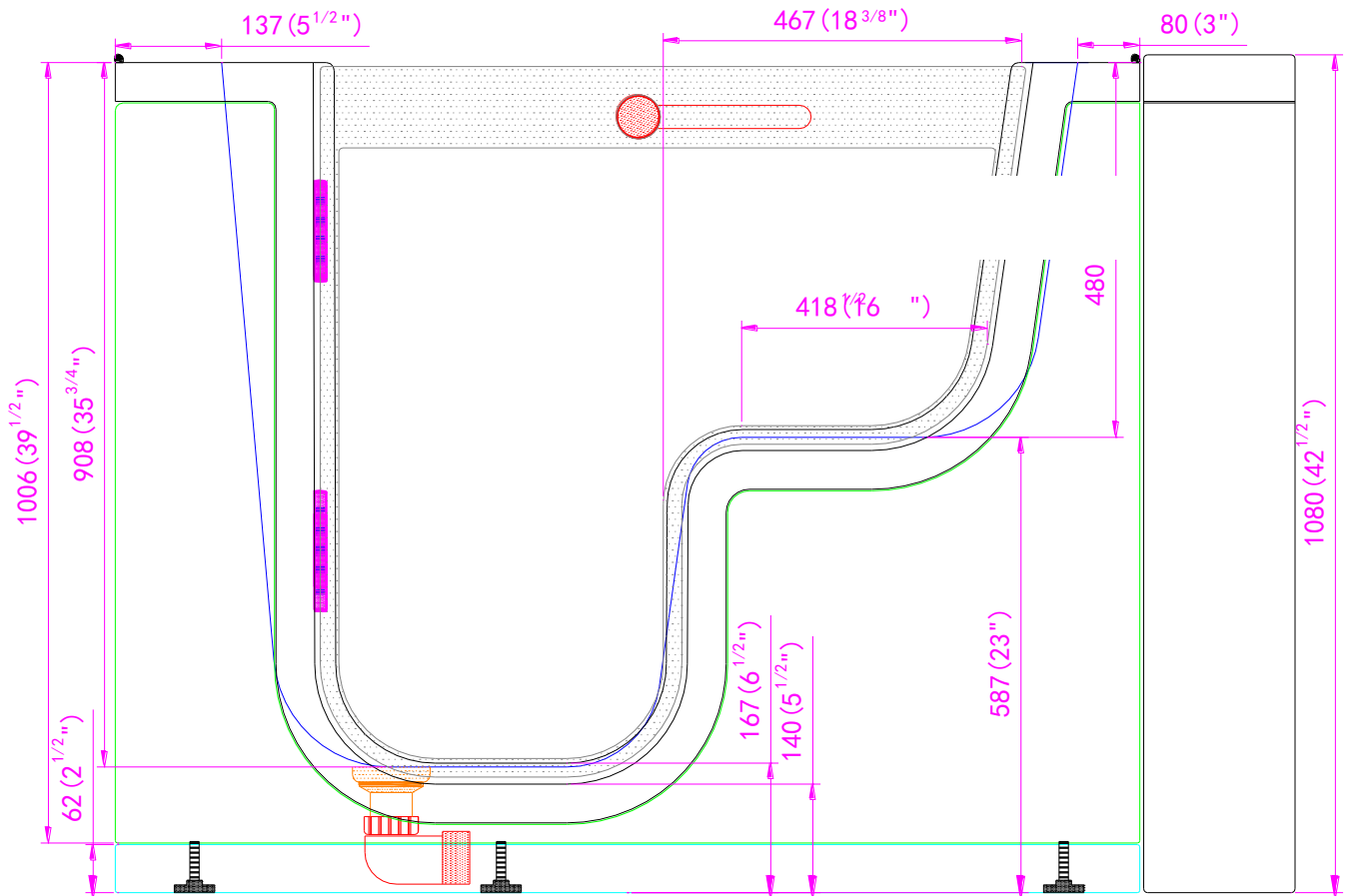
Transfer Dual Massage Walk In Bathtub (Wheelchair Accessible)



Disclaimer:

In an effort to continually improve our product, specifications and configurations are subject to change without notice. Before ordering or installing, consider future access to essential equipment.

Transfer Dual Massage Walk In Bathtub (Wheelchair Accessible)



Disclaimer:

In an effort to continually improve our product, specifications and configurations are subject to change without notice. Before ordering or installing, consider future access to essential equipment.