


HOW TO CONNECT AND PAIR YOUR APPLIANCE TO THE SHARP KITCHEN APP

Scan this QR code or visit <http://www.sharppusa.com/Support.aspx> and search for SMD2489ES on how to connect and pair your appliance to the Sharp Kitchen App.




HOW TO ACTIVATE EASY WAVE OPEN FUNCTION


Note: Easy Wave Open is default OFF when plugged in. The white light on the center of the panel will illuminate once Easy Wave Open has been activated. To use the Easy Wave Open functions, simply wave your hand in front of the sensor twice in consecutive motions. This can be either up and down or side to side motions.

When Control Lock is activated, the Easy Wave Open function is off.


Location of Easy Wave Open sensor



EASY WAVE OPEN ON

- Hold  on the control panel for 3 seconds. The display shows ERYS WAVE OPEN ON.
- To use the Easy Wave Open function, simply wave your hand twice in front of the sensor in consecutive motions. This can either be up and down or side to side motions.

EASY WAVE OPEN OFF

- Hold  on the control for 3 seconds. The display shows ERYS WAVE OPEN OFF.

VISIT OUR SIMPLY BETTER LIVING BLOG

It's all about the Air You Breathe, the Food You Eat and the Life You Design. Visit our lifestyle blog, sbl.sharppusa.com and sign-up to receive our free-forever newsletter to get mindful tips, recipes and features right to your inbox!

