


NATHAN JAMES



Product name

**Bodhi
Coffee
Table**

Contact

Toll-free at 1-866-619-1004
Help@nathanjames.com
Nathanjames.com/help

Ok, let's get rolling

This should be easy, just follow our simple instructions and you will be back to Netflix in no time.

Estimated time for assembly



25:00

What you need

- Some of your favourite bubbly or your preferred relaxant
- Use the packaging carton as a working surface to prevent product damage during assembly

Weight Limitation



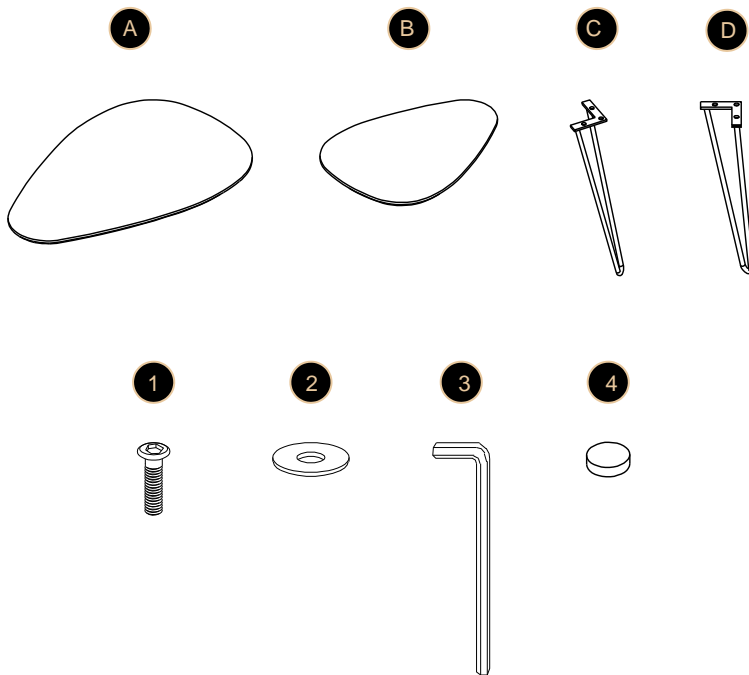
33
lbs

What's included

| Code | Description | Qty |
|------|------------------------|-----|
| A | Top Big Panel | 1 |
| B | Top Small Panel | 1 |
| C | Big Coffee Table Leg | 3 |
| D | Small Coffee Table Leg | 3 |
| 1 | M6*18 MM Bolt | 18 |
| 2 | Flat Washer | 18 |
| 3 | Allen Wrench | 1 |
| 4 | Foot Protector | 6 |

Toll-free at 1-866-619-1004
Help@nathanjames.com
Nathanjames.com/help

The goods

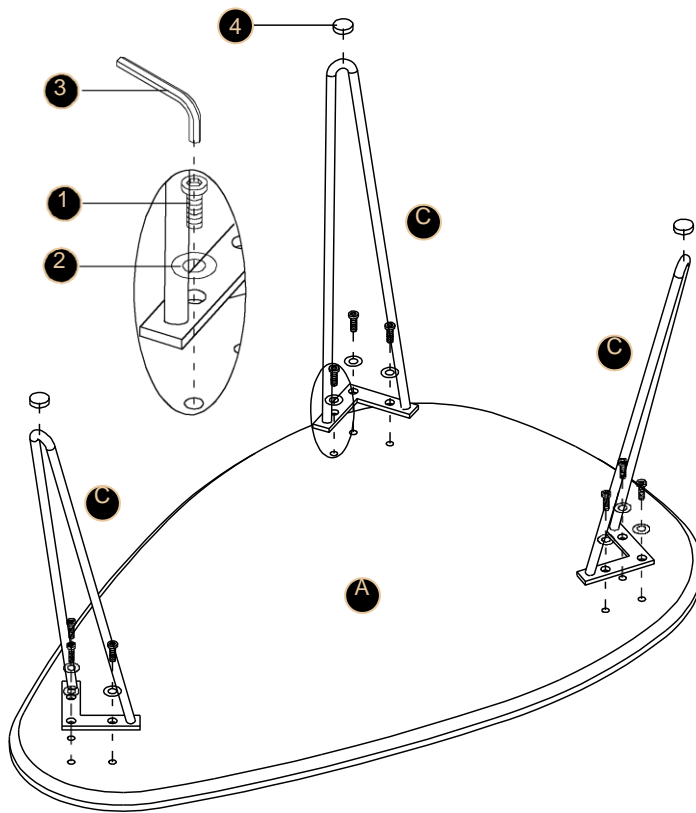


IMPORTANT:

1. Do not tighten bolts / screws completely until all bolts / screws are lined up and inserted into holes.
2. Do not over tighten screws and bolts to avoid stripping.
3. Please use hand tools to assemble this product. Do not use power tools.

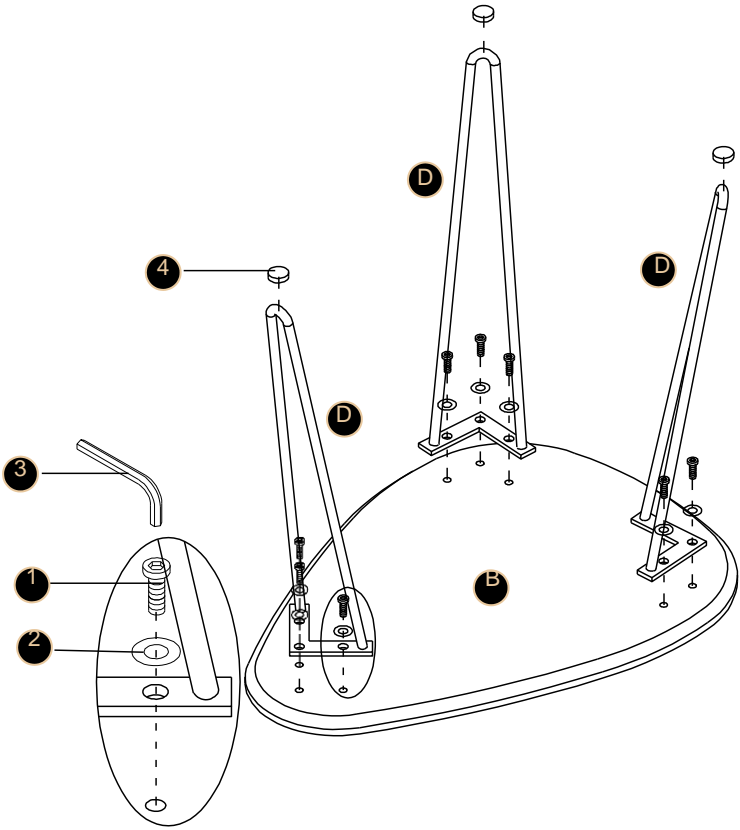
Step

Let's get this thing fired up!
Start by screwing on the legs to the
"big" coffee table and attaching the
foot protectors (Can you tell we like
to keep things simple around here?)



Step

Buckle up, this is where things get tricky...JK, do the exact same things as Step 1 for the “small” coffee table.





No heartburn, when we handle the return

Give us a call **1-866-619-1004** or
shoot us a message at
help@nathanjames.com we will
issue you a free replacement
with **zero**
hassle.

Our way



Give us a call



Replacement



You

Their way



Re-package item



Schedule pick up



Track package



Replacement



You

We really don't want you to go through the hassle of re-packaging your item and sending it back, because let's be honest...nobody has time for that.

Safety first, fun later

We want your Bodhi Coffee Table to last as long as possible, so we recommend that you tighten the screws 2 weeks after assembly and for added safety check the tightness of all screws every 2 months.

For proper care and treatment of wood please check our website at NathanJames.com/products.

Safety use of this product starts with you.



Use this coffee table responsibly with the primary concern for your safety. Follow assembly instructions carefully and inspect product upon receipt and each use. Nathan James and its parent companies cannot be held legally responsible for any injuries or death resulted from failure to follow instructions or improper use of this product.

Proper Use

- DO NOT** use for commercial purposes
- DO NOT** place on uneven floor or surface
- DO NOT** use as a step-stool or stand on table
- DO NOT** put hot serving liquid directly on the table
- DO NOT** leave spilled liquid on the table
- DO NOT** use if table is damaged or broken
- DO NOT** make temporary repairs
- DO NOT** use outdoors

We are only in business if you're happy

For starters, thanks for being you.

 Toll-free at 1-866-619-1004
 Help@nathanjames.com
 NathanJames.com/help

We do our best to ensure your furniture arrives without any problems, but occasionally mistakes happen - as humans we are imperfect beings. In the event that a part is damaged or missing, we will be more than happy to provide you with replacement part(s) for free.

Warranty

This product comes with a lifetime warranty from the date of purchase. Please use your phone to scan the QR code to register your product or visit <https://goo.gl/i9dk3q>



Did we do alright? Please spread the love!

If you are happy with your product, tell your friends and family about us or even better leave us a review online. Spreading the word gives us the opportunity to make more people happy and keep our prices low for your next purchase.

Commented [JC1]:

Brooklyn Burdon

- Founder, Nathan James