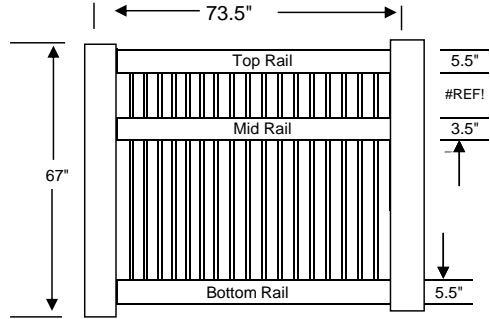


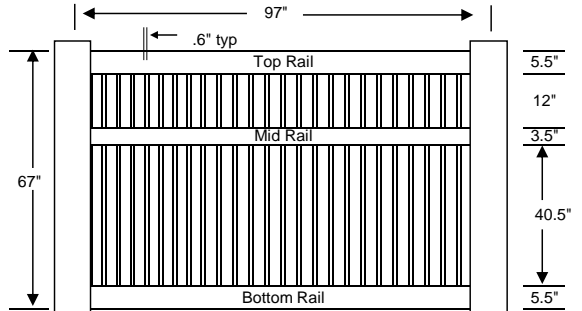
Avondale 6' x 8'

Note: This panel has a 97" center of post to center of post.*

6 X 6			
Qty	Item	Dimensions	WRHS USE ONLY
0	Top & Bottom Rail	1-1/2" x 5-1/2" x 71-3/4"	1-1/2" x 5-1/2" x 6' Rail
0	Mid Rail	1-3/4" x 3-1/2" x 71-3/4"	1-3/4" x 3-1/2" x 6' Rail
0	Aluminum	1-1/4" x 1-3/4" x 71-3/4"	1-1/4" x 1-3/4" x 6'
0	Picket	7/8" x 3" x 59" *	7/8" x 3" x 59" Pickets



6 X 8			
Qty	Item	Dimension	WRHS USE ONLY
0	Mid Rail	1-3/4" x 3-1/2" x 95-3/4"	1-3/4" x 3-1/2" x 8' Rail
0	Top & Bottom Rail	1-1/2" x 5-1/2" x 95-3/4"	1-1/2" x 5-1/2" x 8' Rail
0	Picket	7/8" x 3" x 59"	7/8" x 3" x 59" Pickets
0	Aluminum	1-1/4" x 1-3/4" x 95-3/4"	1-1/4" x 1-3/4" x 8'

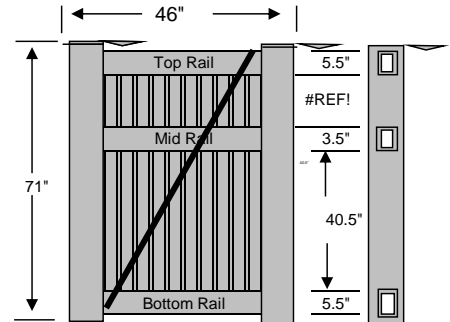


Aluminum Channel in bottom rail

* Actual measurement may vary slightly.

1 Single gate

6 X 46 Gate			
Qty	Item	Dimensions	WRHS USE ONLY
2	Socket Post	4 x 4 x 71"	4" x 6' Blank Post
2	Post Cap	4" x 4"	4" x 4" External
1	Top Rail	1-1/2" x 5-1/2" x 45-1/2"	1-1/2" x 5-1/2" x 8' Rail
1	Mid Rail	1-3/4" x 3-1/2" x 45-1/2"	1-3/4" x 3-1/2" x 8' Rail
1	Bottom Rail	1-1/2" x 5-1/2" x 45-1/2"	1-1/2" x 5-1/2" x 8' Rail
1	Aluminum	1-1/4" x 1-3/4" x 45"	1-1/4" x 1-3/4" x 8'
10	Picket	7/8" x 3" x 59" *	7/8" x 3" x 59" Pickets
1	Cross Brace	3/16" x 3-1/2" x 90"	Cross Brace
1	Vinyl Fence Glue		1-1/2 Oz Glue
1	Cross Brace Screw and Cap (6 per bag)		#10 x 1" Screw & Cap



0 Single gate

6 X 60 Gate			
Qty	Item	Dimensions	WRHS USE ONLY
0	Socket Post	4 x 4 x 71"	4" x 6' Blank Post
0	Post Cap	4" x 4"	4" x 4" External
0	Top Rail	1-1/2" x 5-1/2" x 59-1/2"	1-1/2" x 5-1/2" x 6' Rail
0	Mid Rail	1-3/4" x 3-1/2" x 59-1/2"	1-3/4" x 3-1/2" x 6' Rail
0	Bottom Rail	1-1/2" x 5-1/2" x 59-1/2"	1-1/2" x 5-1/2" x 6' Rail
0	Aluminum	1-1/4" x 1-3/4" x 59"	1-1/4" x 1-3/4" x 6'
0	Picket	7/8" x 3" x 59" *	7/8" x 3" x 59" Pickets
0	Cross Brace	3/16" x 3-1/2" x 90"	Cross Brace
0	Vinyl Fence Glue		1-1/2 Oz Glue
0	Cross Brace Screw and Cap (6 per bag)		#10 x 1" Screw & Cap

