

Features

- 36-inch minimum base cabinet width.
- Acid-resistant enamel finish.
- Double (equal) compartment.
- Under-mount.
- Smart Divide™ lowered divider.
- 6-hole (oversize).

Material

- KOHLER® enameled cast iron.

Recommended Accessories

- K-9000 P-Trap
- K-6377 Sponge Caddy
- K-6378 Kitchen Brush Caddy
- K-6379 Kitchen Squeegee
- K-6382 Disinfecting Wipes Dispenser
- K-6383 Soap Dispenser
- K-8618 Paper Towel Holder
- K-8619 Flexible Kitchen Mat
- K-8624 Dish Scraper
- K-5180 Right-Bowl Sink Rack
- K-5182 Left-Bowl Sink Rack

Components

Additional included component/s: Cut-out template, and Under-mount sink kit included.



Codes/Standards















ASME A112.19.1/CSA B45.2

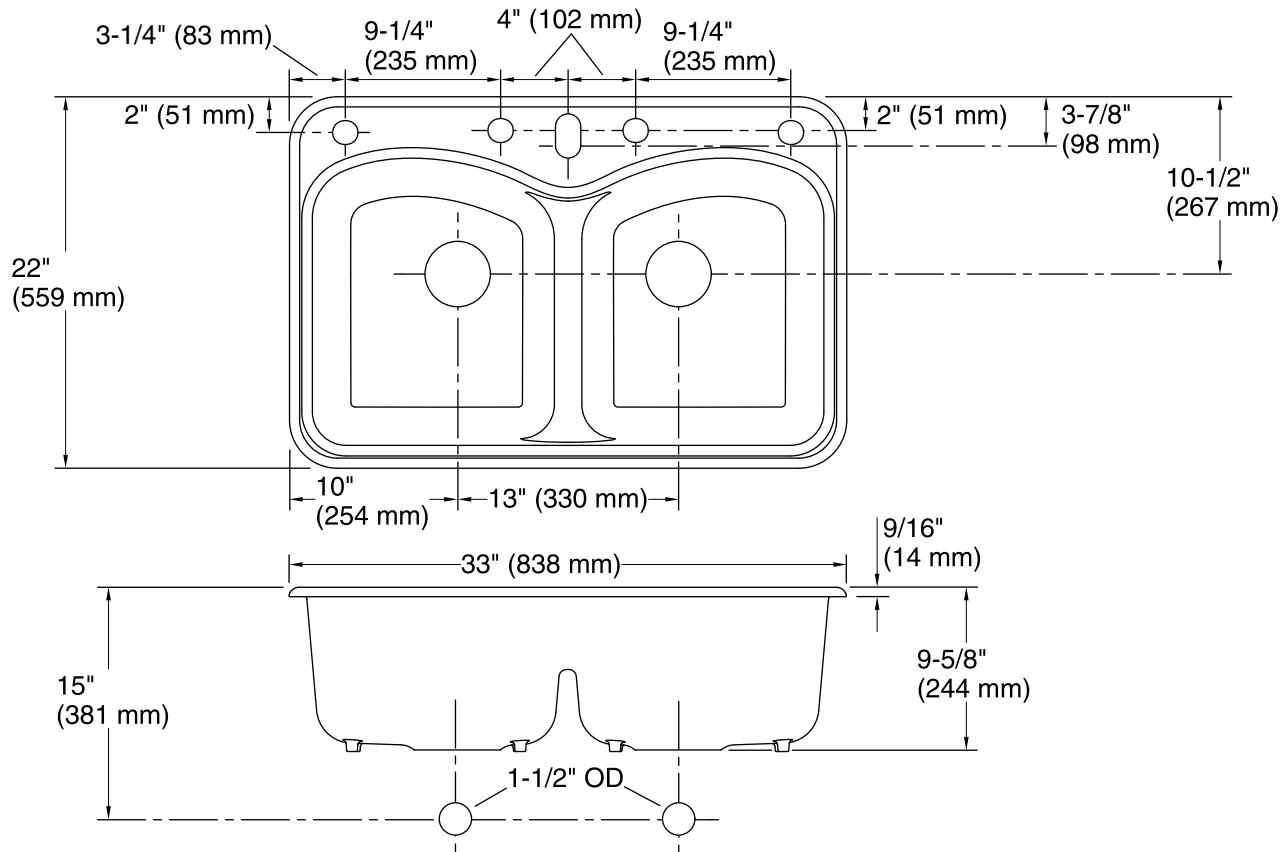
KOHLER® Enameled Cast Iron Kitchen Sink Lifetime Limited Warranty

See website for detailed warranty information.

Available Color/Finishes

Color tiles intended for reference only.

Color	Code	Description
	0	White
	FF	Sea Salt™
	96	Biscuit
	47	Almond
	FD	Cane Sugar™
	NY	Dune
	95	Ice™ Grey
	G9	Sandbar
	K4	Cashmere
	FT	Basalt
	58	Thunder™ Grey
	KA	Black 'n Tan
	FP	Caviar
	7	Black Black™



Technical Information

All product dimensions are nominal.

Bowl configuration:	Double equal
Installation:	Under-mount
Bowl area (Left):	Length: 15" (381 mm) Width: 18-3/8" (467 mm) Bowl depth: 9" (229 mm)
Bowl area (Right):	Length: 15" (381 mm) Width: 18-3/8" (467 mm) Bowl depth: 9" (229 mm)
Number of deck holes:	6
Faucet hole(s):	2-3/8" (60 mm)
Drain hole:	3-5/8" (92 mm)
Template:	1043754-7, required, included

Notes

Install this product according to the installation instructions.