


LED Cornhole

Battery Installation & Replacement Instructions


(6) AA Batteries / Screwdriver




1: Remove all 4 screws from face plate




2: Install 3 AA batteries (Included)



3: Re-attach all 4 screws



4: Make sure the two wires are connected



5: Turn on LED with push button

