

CORINTHIAN : CAP06X05X02RC



| | |
|------------|---------|
| H | 5 1/8" |
| P | 1 3/4" |
| W | 5 3/4" |
| B-W | 4" |
| B-P | 1" |
| \$ | \$13.44 |

CORINTHIAN : CAP07X06X02RC



| | |
|------------|---------|
| H | 6 3/8" |
| P | 1 3/4" |
| W | 7" |
| B-W | 4 3/8" |
| B-P | 7/8" |
| \$ | \$13.78 |

ODESSA : CAP08X02X050D



| | |
|------------|---------|
| H | 5 1/4" |
| P | 2 1/8" |
| W | 8 3/8" |
| B-W | 5 1/8" |
| B-P | 1/2" |
| \$ | \$15.68 |

ACANTHUS : CAP08X05X02AC



| | |
|------------|---------|
| H | 5 1/2" |
| P | 2 3/8" |
| W | 8 5/8" |
| B-W | 5 1/4" |
| B-P | 3/4" |
| \$ | \$33.48 |

TRADITIONAL : CAP08X07X02TR



| | |
|------------|---------|
| H | 7 7/8" |
| P | 2" |
| W | 8 1/4" |
| B-W | 5 3/8" |
| B-P | 3/4" |
| \$ | \$33.48 |

CHESTERFIELD : CAP08X05X02CH



| | |
|------------|---------|
| H | 5 1/2" |
| P | 2 1/8" |
| W | 8 5/8" |
| B-W | 5 5/8" |
| B-P | 3/4" |
| \$ | \$33.48 |

CORINTHIAN : CAP08X07X03RC



| | |
|------------|---------|
| H | 7 1/4" |
| P | 2 1/2" |
| W | 8 5/8" |
| B-W | 5 5/8" |
| B-P | 3/4" |
| \$ | \$40.20 |

CLASSIC : CAP08X07X02CL



| | |
|------------|---------|
| H | 7 7/8" |
| P | 1 3/4" |
| W | 8 1/4" |
| B-W | 5 3/4" |
| B-P | 5/8" |
| \$ | \$33.48 |

ARTIS : CAP07X01X07AR



| | |
|------------|---------|
| H | 7 1/2" |
| P | 1 7/8" |
| W | 7 7/8" |
| B-W | 5 3/4" |
| B-P | 1" |
| \$ | \$17.92 |

ARTIS : CAP09X07X03AR



| | |
|------------|---------|
| H | 8 5/8" |
| P | 2 1/2" |
| W | 7 1/2" |
| B-W | 5 3/4" |
| B-P | 1/2" |
| \$ | \$26.21 |

CLASSIC : CAP09X07X03RI



| | |
|------------|---------|
| H | 8 1/2" |
| P | 2 1/2" |
| W | 7 1/2" |
| B-W | 5 3/4" |
| B-P | 1 1/8" |
| \$ | \$26.21 |

CLASSIC : CAP07X10X03RI



| | |
|------------|---------|
| H | 7 1/2" |
| P | 2 5/8" |
| W | 10 3/8" |
| B-W | 5 7/8" |
| B-P | 1 1/8" |
| \$ | \$36.29 |

SOUTHAMPTON : CAP09X03X02SO



| | |
|------------|---------|
| H | 3 1/8" |
| P | 2 1/4" |
| W | 9 1/2" |
| B-W | 6 1/4" |
| B-P | 3/8" |
| \$ | \$22.28 |

ACANTHUS : CAP12X06X03AC



| | |
|------------|---------|
| H | 6 7/8" |
| P | 3 1/2" |
| W | 12 1/4" |
| B-W | 6 5/8" |
| B-P | 1 1/8" |
| \$ | \$30.00 |

SOUTHAMPTON : CAP10X03X02SO



| | |
|------------|---------|
| H | 3" |
| P | 2 1/2" |
| W | 10 1/4" |
| B-W | 6 3/4" |
| B-P | 1 3/8" |
| \$ | \$22.28 |

ACANTHUS : CAP10X06X03AC



| | |
|------------|---------|
| H | 6 1/8" |
| P | 3" |
| W | 10 1/2" |
| B-W | 6 3/4" |
| B-P | 1" |
| \$ | \$30.00 |

CLASSIC : CAP13X09X06CL



| | |
|------------|---------|
| H | 8 7/8" |
| P | 4" |
| W | 13" |
| B-W | 7" |
| B-P | 1" |
| \$ | \$26.88 |

TEMPLE OF WINDS : CAP11X08X03TW



| | |
|------------|---------|
| H | 7 5/8" |
| P | 2 3/4" |
| W | 10 3/4" |
| B-W | 7 3/8" |
| B-P | 1 1/8" |
| \$ | \$26.88 |

ARTIS : CAP07X10X03AR



| | |
|------------|---------|
| H | 7 1/2" |
| P | 2 5/8" |
| W | 10 3/8" |
| B-W | 7 3/4" |
| B-P | 13 3/8" |
| \$ | \$36.29 |

SMALL EMPIRE : CAP16X10X04EM




| | |
|------------|---------|
| H | 10 1/4" |
| P | 4" |
| W | 16 7/8" |
| B-W | 7 7/8" |
| B-P | 7/8" |
| \$ | \$87.44 |

ANTHONY : CAP11X07X11AT




| | |
|------------|---------|
| H | 10 1/8" |
| P | 3 3/8" |
| W | 11 1/2" |
| B-W | 8" |
| B-P | 1 1/2" |
| \$ | \$32.48 |

ACANTHUS : CAP17X11X05AC




| | |
|------------|---------|
| H | 11 7/8" |
| P | 5 1/4" |
| W | 17 1/2" |
| B-W | 9 5/8" |
| B-P | 2" |
| \$ | \$88.76 |

KENDALL : CAP19X06X14KD




| | |
|------------|---------|
| H | 14 3/8" |
| P | 6 1/4" |
| W | 19 1/4" |
| B-W | 10 1/8" |
| B-P | 1 1/4" |
| \$ | \$67.20 |

ACANTHUS : CAP16X14X04AC




| | |
|------------|---------|
| H | 13 5/8" |
| P | 3 3/4" |
| W | 16 1/2" |
| B-W | 10 3/8" |
| B-P | 3/4" |
| \$ | \$52.98 |

ACANTHUS : CAP14X16X04AC




| | |
|------------|---------|
| H | 13 5/8" |
| P | 3 3/4" |
| W | 16 1/2" |
| B-W | 10 5/8" |
| B-P | 7/8" |
| \$ | \$70.00 |

ANGEL : CAP14X16X04AN



| | |
|------------|---------|
| H | 13 5/8" |
| P | 3 7/8" |
| W | 16 3/8" |
| B-W | 10 5/8" |
| B-P | 1" |
| \$ | \$56.45 |

LARGE EMPIRE : CAP19X13X05EM



| | |
|------------|----------|
| H | 13 3/8" |
| P | 5 1/8" |
| W | 19 5/8" |
| B-W | 10 3/4" |
| B-P | 7/8" |
| \$ | \$120.36 |

SUSSEX : CAP21X07X16SU



| | |
|------------|----------|
| H | 16 3/4" |
| P | 7 1/2" |
| W | 21 5/8" |
| B-W | 13 1/2" |
| B-P | 1 5/8" |
| \$ | \$110.64 |

CORINTHIAN : CAP18X16X04RC




| | |
|------------|----------|
| H | 16 1/2" |
| P | 4 3/4" |
| W | 18 1/2" |
| B-W | 15 1/8" |
| B-P | 2 3/4" |
| \$ | \$116.48 |

ROSE : CAP20X13X05RO



| | |
|------------|----------|
| H | 13 1/2" |
| P | 5 1/2" |
| W | 20 7/8" |
| B-W | 15 1/4" |
| B-P | 2 3/4" |
| \$ | \$155.68 |

ACANTHUS : CAP24X15X06AC



| | |
|------------|----------|
| H | 15 7/8" |
| P | 6 3/4" |
| W | 24 1/8" |
| B-W | 15 5/8" |
| B-P | 1 5/8" |
| \$ | \$162.84 |

VICTORIAN : CAP24X17X06VI



| | |
|------------|----------|
| H | 16 1/2" |
| P | 6" |
| W | 24" |
| B-W | 16" |
| B-P | 2 1/8" |
| \$ | \$103.48 |

CORINTHIAN : CAP23X20X05RC



| | |
|------------|----------|
| H | 20 7/8" |
| P | 5 7/8" |
| W | 23 1/4" |
| B-W | 18 5/8" |
| B-P | 2 1/2" |
| \$ | \$308.00 |

CORINTHIAN : CAP25X25X08RC



| | |
|------------|----------|
| H | 24 5/8" |
| P | 8 1/4" |
| W | 25 1/4" |
| B-W | 19 1/8" |
| B-P | 2 3/4" |
| \$ | \$189.04 |

ROSE : CAP26X17X02RO



| | |
|------------|----------|
| H | 17 1/2" |
| P | 2 5/8" |
| W | 26 7/8" |
| B-W | 19 1/4" |
| B-P | 2 5/8" |
| \$ | \$322.56 |

