



OPERATOR'S MANUAL

MANUEL D'UTILISATION

MANUAL DEL OPERADOR

ROTARY TOOL ACCESSORY GUIDE

GUIDE D'ACCESSORIES D'OUTIL ROTATIF

GUÍA DE ACCESORIOS DE HERRAMIENTA ROTATORIA

P460

DANGER:

If you are changing an accessory immediately after use, be careful not to touch the collet, collet nut, or the accessory with your hands or fingers. You will get burned because of the heat buildup from cutting. Always use the wrench provided.

WARNING:

Do not use any attachments or accessories not recommended by the manufacturer of this product. The use of attachments or accessories not recommended can result in serious personal injury.

DANGER :

Si vous changez un accessoire immédiatement après l'utilisation, assurez-vous de ne pas toucher la douille, l'écrou de douille ou l'accessoire avec vos mains ou vos doigts. Vous allez vous brûler à cause de la chaleur accumulée pendant la coupe. Toujours utiliser les clés qui ont été fournis.

AVERTISSEMENT :

Ne pas utiliser d'accessoires ou d'outils non recommandés par le fabricant de cet outil. L'utilisation de pièces et accessoires non recommandés peut entraîner des blessures graves.

PELIGRO:

Si planea cambiar un accesorio inmediatamente después de usarlo, tenga cuidado de no tocar el portaherramientas, la tuerca del portaherramientas ni el accesorio con las manos o los dedos. Puede quemarse debido al calor acumulado durante el corte. Siempre use la llave suministrada.

ADVERTENCIA:

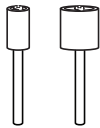

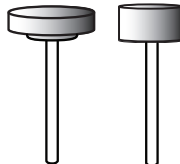


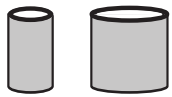



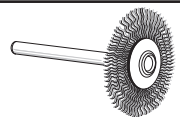



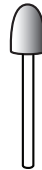
No utilice ningún aditamento o accesorio no recomendado por el fabricante de esta herramienta. El empleo de aditamentos o accesorios no recomendados podría causar lesiones serias.

ONE WORLD TECHNOLOGIES, INC.

P.O. Box 1288, Anderson, SC 29622 • Phone 1-800-525-2579
États-Unis, Téléphone 1-800-525-2579 • USA, Teléfono 1-800-525-2579

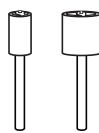

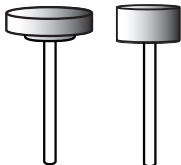


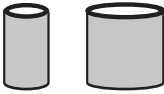



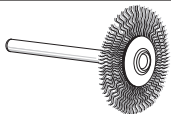




www.ryobitools.com

ENGLISH

ACCESSORY TABLE			
Figure	Qty	Accessory Description [Part Number]	Application
	1	1/4 in. Drum Sander Mandrel [A1]	Attaching sanding drums
	1	1/2 in. Drum Sander Mandrel [A2]	
	1	Wrench [A3]	Changing accessories
	1	5/8 in. x 3/8 in. Orange 120-Grit Aluminum Oxide Grinding Wheel Bits [A4]	Grinding nails/screws
	1	3/8 in. x 1/2 in. Orange 120-Grit Aluminum Oxide Grinding Wheel Bits [A5]	
	4	1-1/4 in. Fiberglass Cut-off Wheel [A6] <i>used with [A18] mandrel</i>	Cutting bolts, screws, nails, and thin wood
	1	1/4 in. Screw Mandrel [A7]	Attaching polishing wheels
	6	1/4 in. x 1/2 in. Sanding Drums, 60 Grit [A8], 120 Grit [A9], and 240 Grit [A12] <i>used with [A1] mandrel</i>	Sanding white pine
	6	1/2 in. x 1/2 in. Sanding Drums, 60 Grit [A10], 120 Grit [A11], and 240 Grit [A13] <i>used with [A2] mandrel</i>	
	4	Felt Polishing Wheels [A14] <i>used with [A7] mandrel</i>	Polishing and buffing metals, stone, glass and ceramics
	1	Polishing Compound Vial [A15]	Polishing and brightening metals and plastics.
	1	1/8 in. High Speed Steel Drill Bit [A16]	Drilling
	1	Wire Brush Wheel [A17]	Brushing metal
	1	Cut-off Wheel Mandrel, 1/8 in. shank [A18]	Attaching cut-off discs, cut-off wheels, grinding wheels, and emery wheel
	1	1/32 in. Engraving Bit [A19]	Engraving metals
	1	High-speed Cutter [A21]	Shaping curved surfaces
	1	Conical Grinding Stone [A22]	Grinding metal edges

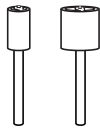

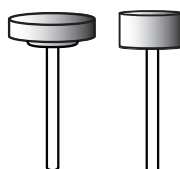


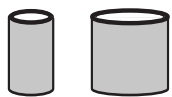







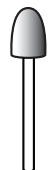
FRANÇAIS

TABLEAU DES ACCESSOIRES

Figure	Qté.	Description de accessoire [no. de pièce]	Application
	1	Mandrin de ponceuse à tambour 6,35 mm (1/4 po), [A1]	Fixation des ponceuses à tambour
	1	Mandrin de ponceuse à tambour 12,7 mm (1/2 po), [A2]	
	1	Clé [A3]	Changement d'accessoires
	1	Pointes de meule en oxyde d'aluminium orange 15,88 mm x 9,5 mm (5/8 po x 3/8 po), grain de 120 [A4]	Meulage des vis et des clous
	1	Pointes de meule en oxyde d'aluminium orange 9,5 mm x 12,7 mm (3/8 po x 1/2 po), grain de 120 [A5]	
	4	Meule à tronçonner en fibre de verre [A6] <i>Fonctionnant avec un mandrin [A18]</i>	Découpe des boulons, des vis, des clous et du bois fin
	1	Mandrin à petite vis 6,35 mm (1/4 po), [A7]	Fixation des meules de polissage
	6	Tambours de ponçage 6,35 mm x 12,7 mm (1/4 po x 1/2 po), grain de 60 [A8], grain de 120 [A9] et grain de 240 [A12] <i>Fonctionnant avec un mandrin [A1]</i>	Ponçage du pin blanc
	6	Tambours de ponçage 12,7 mm x 12,7 mm (1/2 po x 1/2 po), grain de 60 [A10], grain de 120 [A11] et grain de 240 [A13] <i>Fonctionnant avec un mandrin [A2]</i>	
	4	Meule de polissage en feutre [A14] <i>Fonctionnant avec un mandrin [A7]</i>	Polissage et tamponnage du métal, de la pierre, du verre et de la céramique
	1	Fiole d'agent à polir [A15]	Polissage et lustrage des métaux et du plastique
	1	Foret en acier rapide, 3,18 mm (1/8 po), [A16]	Perçage
	1	Brosse métallique [A17]	Brossage du métal
	1	Mandrin des disques à tronçonner, tige 3,18 mm (1/8 po), [A18]	Fixation des disques à tronçonner, meules à tronçonner, meules et disque à polir en caoutchouc
	1	0,79 mm (1/32 po) Embout de gravure [A19]	Gravure des métaux
	1	Couteau à grande vitesse [A21]	Façonnage des surfaces courbes
	1	Cône abrasif [A22]	Meulage des bords en métal

ESPAÑOL

TABLA DE ACCESORIOS

Figura	Cant.	Descripción de accesorio [núm. pieza]	Aplicacion
	1	Mandril para lijadora de tambor de 6,35 mm (1/4 pulg.), [A1]	Para montar tambores de lijado
	1	Mandril para lijadora de tambor de 12,7 mm (1/2 pulg.), [A2]	
	1	Llave [A3]	Cambiar accesorios
	1	Brocas para muela abrasiva de óxido de aluminio naranjas de 15,88 mm x 9,5 mm (5/8 pulg. x 3/8 pulg.), de grano 120 [A4]	Esmerilar clavos/tornillos
	1	Brocas para muela abrasiva de óxido de aluminio naranjas de 9,5 mm x 12,7 mm (3/8 pulg. x 1/2 pulg.), de grano 120 [A5]	
	4	Discos de trocear de fibra de vidrio [A6] <i>Se utiliza con un mandril [A18]</i>	Cortar pernos, tornillos, clavos, madera fina
	1	Mandril roscado de 6,35 (1/4 pulg.), [A7]	Fijar discos de pulido
	6	Tambores de lijado de 6,35 mm x 12,7 mm (1/4 pulg. x 1/2 pulg.), grano 60 [A8], grano 120 [A9] y grano 240 [A12] <i>Se utiliza con un mandril [A1]</i>	Lijar pino canadiense
	6	Tambores de lijado de 12,7 mm x 12,7 mm (1/2 pulg. x 1/2 pulg.), grano 60 [A10], grano 120 [A11] y grano 240 [A13] <i>Se utiliza con un mandril [A2]</i>	
	4	Discos de pulido de fieltro [A14] <i>Se utiliza con un mandril [A7]</i>	Pulido y pulimento de metales, piedras, vidrio y cerámica
	1	Vial de compuesto para lustrar [A15]	Pulido y abrillantamiento de metales y plásticos
	1	Broca de acero de alta velocidad, 3,18 mm (1/8 pulg.), [A16]	Para taladrar
	1	Disco de cepillo de alambre [A17]	Cepillar metal
	1	Mandril para discos de troceado, fuste de 3,18 mm (1/8 pulg.), [A18]	Para montar discos de troceado, discos de trocear, muelas abrasivas y discos de esmeril
	1	0,79 mm (1/32 pulg.) Broca de grabado [A19]	Grabar metales
	1	Cortador de alta velocidad [A21]	Dar forma a superficies curvas
	1	Piedra de esmerilado cónica [A22]	Esmerilar bordes de metal