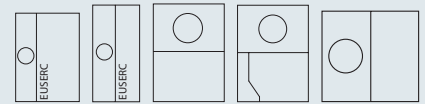



# Meter Centers



## SOLAR Ready, Meter-Load Center Combination, 1-Phase, 3-Wire 120/240V AC

- UL listed
- For overhead and underground feed applications
- 22,000 AIC Rated
- Pad locking provisions on all devices
- Surface and semi-flush units available - semi flush rails are depth adjustable for 2x6 studs
- Side hinge door removable by backing out only one screw
- Load wiring may exit top or bottom
- Suitable for use only as service entrance equipment
- Ring and Ringless type meter covers
- Contact local utility to confirm meter socket approval prior to installation
- See end of section for dimensions and wiring diagrams
- Devices accept Siemens & Murray circuit breakers


MC3040S1200SC  
MC4040S1200SC



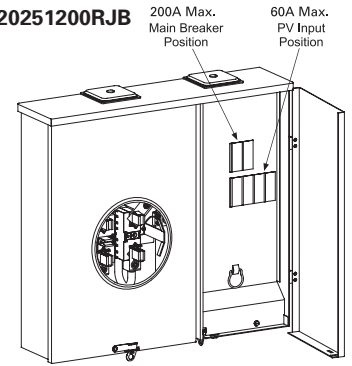
MC0816S1200SCT



MC2040S1200SZ



MM0202S1200H  
MM0202S1200RHJ  
MM0202S1200RJB



Catalog Number	Amp Rating (Cont.)	Aux. Input Max./ Breaker Type	Utility Incoming	Bypass Type	No. of Spaces	No. of Circuits	Dimensions (inches)			Main Breaker	Short Circuit Rating	Hub Provision	5th Jaw	Cover Type
							H	W	D					

### EUSERC Compliant Meter-Load Center Combination, 200amp with Alternate Energy Input & Full Load Center Width (Side-by-Side Construction)

MC3040S1200SC	200	60A / QP(H) MP-(H)T	OH/UG	None	30	40	35.7	21.0	5.1	QN2200RH	22,000	RX-top, HC-bot	EMC5J	Ring
MC4040S1200SC					40	40								

### EUSERC Compliant Meter-Load Center Combination, 200amp with Alternate Energy Input, Between Stud Width (Side-by-Side Construction)

MC0816S1200SCT <sup>Ⓢ</sup>	200	60A / QP(H) MP-(H)T	OH/UG	None	8	16	40.7	14.5	7.1	MBK200	22,000	RX-top, HC-bot	EMC5J	Ring
MC2442S1200SC					24	42	40.7	14.5	7.1					
MC2442S1200FC <sup>Ⓢ</sup>					24	42	40.7	14.5	7.1					

### Meter-Load Center Combination, 200amp with Alternate Energy Input, Overhead Feed Only (Over/Under Construction)

MC2040S1200SZ	200	60A / QP(H) MP-(H)T	OH	None	20	40	32.7	14.4	4.3	MBK200	22,000	RX	EC659-0121	Ring
---------------	-----	---------------------	----	------	----	----	------	------	-----	--------	--------	----	------------	------

### Meter-Load Center Combination, 200amp, Lever Bypass with Alternate Energy Input (Over/Under Construction)

MC2040S1200JLC	200	60A / QP(H) MP-(H)T	OH/UG	HQ Lever Bypass	20	40	40.1	14.4	5.2	MBK200	22,000	RX-top, HC-bot	Installed	Ring-less
----------------	-----	---------------------	-------	-----------------	----	----	------	------	-----	--------	--------	----------------	-----------	-----------

### Mains Mains – Non-EUSERC, 200amp with Alternate Energy Input (60A max) and Ring Type Cover (Side-by-Side Construction)

MM0202S1200H	200	QP, QPH & others	OH/UG	None	2	2	19.7	21.3	5.2	QN, QP & others	22,000	RX-top, HC-bot	EMC5J	Ring
--------------	-----	------------------	-------	------	---	---	------	------	-----	-----------------	--------	----------------	-------	------

### Mains Mains – Non-EUSERC, 200amp with Alternate Energy Input (60A max) and Ringless Type Cover (Side-by-Side Construction)

MM0202S1200RHJ	200	QP, QPH & others	OH/UG	None	2	2	19.7	21.3	5.2	QN, QP & others	22,000	RX-top, HC-bot	EMC5J	Ring-less
MM0202S1200RJB				Horn										

<sup>Ⓢ</sup> Semi flush device.

<sup>Ⓢ</sup> Feed thru lugs included.