

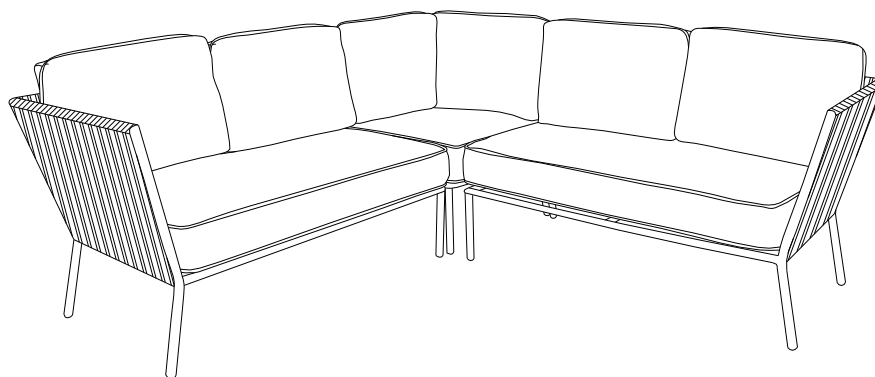


Item # XXXX XXX XXX  
Model # LG19189-S3PC

## USE AND CARE GUIDE

---

### TOLSTON 3-PIECE WOVEN OUTDOOR SECTIONAL SET WITH CHARCOAL CUSHIONS



Questions, problems, missing parts? Before returning to the store,  
call Hampton Bay Customer Service.  
8 a.m. - 7 p.m., EST, Monday - Friday, 9 a.m. - 6 p.m., EST, Saturday

**1-855-HD-HAMPTON**

**HAMPTONBAY.COM**

---

#### THANK YOU

*We appreciate the trust and confidence you have placed in Hampton Bay through the purchase of this sectional set. We strive to continually create quality products designed to enhance your home. Visit us online to see our full line of products available for your home improvement needs. Thank you for choosing Hampton Bay!*

# Table of Contents

Table of Contents.....	2	Pre-Assembly.....	3
Important Safety Instructions .....	2	Planning Assembly .....	3
Save These Instructions .....	2	Package Contents .....	4
Read All Instructions Before Use .....	2	Assembly.....	5
Warranty.....	3	Care and Cleaning.....	6
What is Covered .....	3		
What is Not Covered .....	3		

## Important Safety Instructions

### SAVE THESE INSTRUCTIONS



**WARNING:** This sectional set was made for the explicit purpose of providing outdoor functions and is not to be used as a toy. This product is intended for normal outdoor use; however, the manufacturer recommends storing and / or covering this set when any formidable / severe weather is approaching.



**WARNING:** Do not locate this product near open flames. Do not use this product as a support. Do not shake, lean or climb on the product. Children under the age of 10, near the product, should be supervised by a competent adult at all times. This product is NOT intended for commercial use and will void the warranty.

### READ ALL INSTRUCTIONS BEFORE USE

To reduce the risk of injury to persons:

1. Close supervision is necessary when this product is used by or near children, or disabled persons, if applicable.
2. Use this product only for its intended use as described in these instructions. Do not use attachments not recommended by the manufacturer.
3. Do not move the chair or loveseats while they are occupied. Failure to obey this caution could result in injury.
4. Do not rock in the chair or loveseats as you may fall and cause serious injury.
5. Please keep children out of the assembly area before assembly.



**WARNING:** Do not place heavy objects on the chair or loveseats.



**WARNING:** Weight limit is 250 lbs (113.39 Kg) for each seat.



**WARNING:** This sectional set is heavy, and may require two adults for safe assembly.



**CAUTION:** Do not locate the product near any heat source.

## Warranty

---

### **2 YEAR FRAME AND 2 YEAR FABRIC LIMITED WARRANTY**

#### **WHAT IS COVERED**

We warrant the frames to be free of manufacturing defects to the original purchaser for two years, and a two year limited warranty for the fabric.

#### **WHAT IS NOT COVERED**

It remains the customer's responsibility for freight and packaging charges to and from our service center. This warranty does not cover commercial use, hardware, acts of nature, fire, freezing and abusive use. In addition, purchased parts are not covered under this warranty. We reserve the right to make substitutions with similar merchandise, if the model in question is no longer in production.

Contact the Customer Service Team at 1-855-HD-HAMPTON or visit [www.Hamptonbay.com](http://www.Hamptonbay.com).

## Pre-Assembly

---

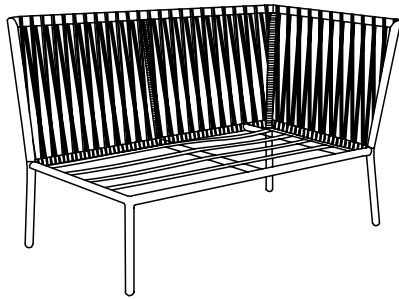
### **PLANNING ASSEMBLY**

Read all instructions before assembly.

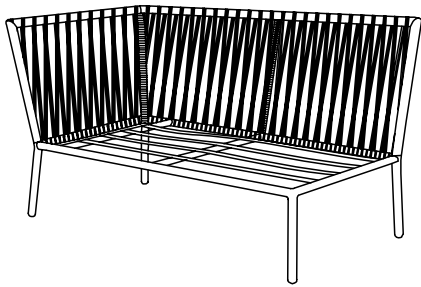
To avoid damaging this product, assemble it on a soft, non-abrasive surface such as carpet or cardboard.

# Pre-Assembly (continued)

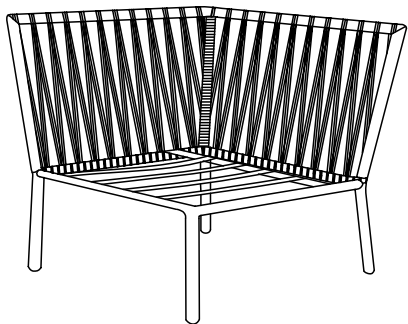
## PACKAGE CONTENTS



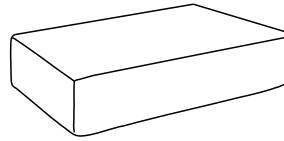
\_\_\_\_\_ A




\_\_\_\_\_ B



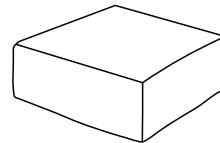
\_\_\_\_\_ C




\_\_\_\_\_ D




\_\_\_\_\_ E



\_\_\_\_\_ F



\_\_\_\_\_ G



\_\_\_\_\_ H



\_\_\_\_\_ I

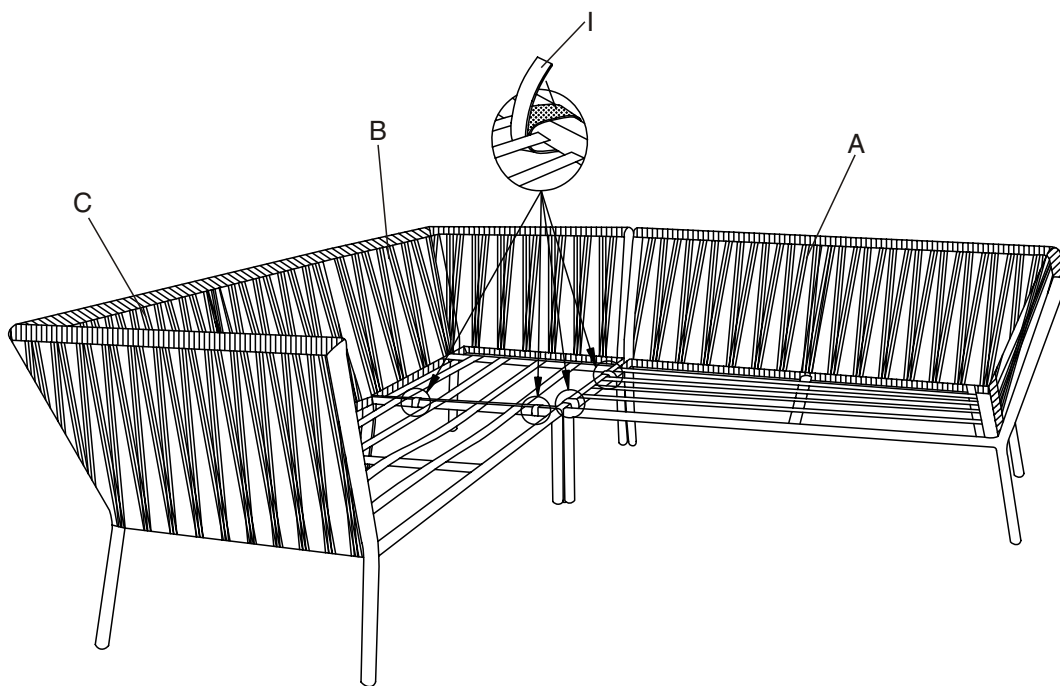
Part	Description	Quantity
A	Left Arm Loveseat (When Sitting)	1
B	Right Arm Loveseat (When Sitting)	1
C	Corner Chair	1

Part	Description	Quantity
D	Loveseat Seat Cushion	2
E	Loveseat Back Cushion	4
F	Corner Chair Seat Cushion	1
G	Corner Chair Back Cushion (big)	1
H	Corner Chair Back Cushion (small)	1
I	Velcro Strap	4

## Assembly

### 1 Grouping the left arm loveseat, right arm loveseat and corner chair together

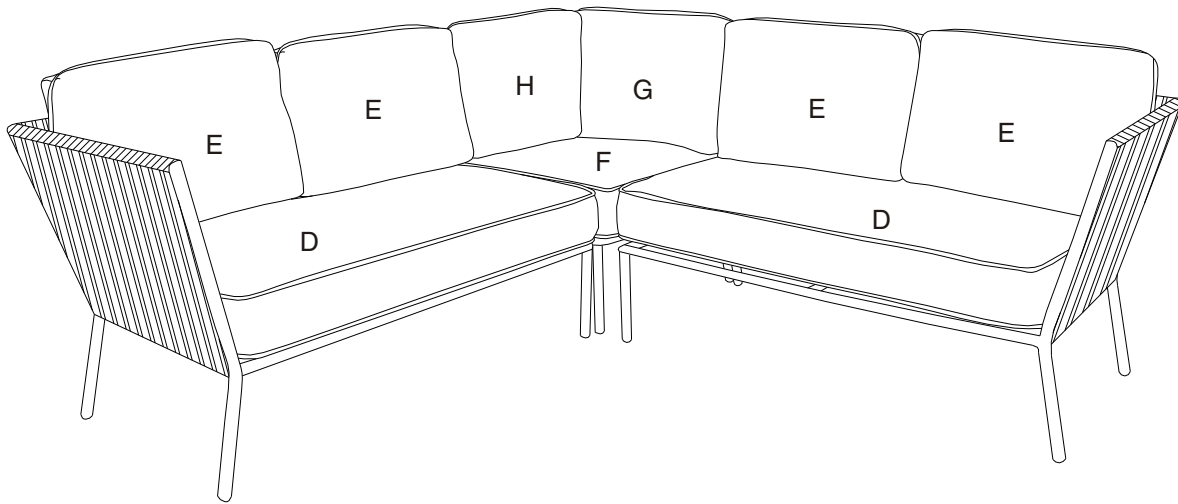
- Group left armed loveseat (A), right arm loveseat (B) and corner chair (C) together by using Velcro straps (I).



## Assembly (continued)

### 2 Completing the assembly

- With help of another person, carefully move the assembled set into position, and then put cushions into place.  
Your furniture is now ready for use, so relax & enjoy!



## Care and Cleaning

- For best results, clean the products with a damp cloth and dry thoroughly. This will help prevent mildew by removing dirt particles that may accumulate.
- Do not clean with abrasive materials, bleach, or solvents.
- Store the products in a dry, sheltered place when not in use.
- Keep the products away from fire, extreme heat, freezing conditions, and inclement weather such as rain, hail, sleet, snow, or wind.



Questions, problems, missing parts? Before returning to the store,  
call Hampton Bay Customer Service.  
8 a.m. - 7 p.m., EST, Monday - Friday, 9 a.m. - 6 p.m., EST, Saturday

**1-855-HD-HAMPTON**

**HAMPTONBAY.COM**

Retain this manual for future use.

For certification use only
Factory corner chair ID # LG9189-S3PC-00C
Factory left arm loveseat ID # LG9189-S3PC-02L
Factory right arm loveseat ID # LG9189-S3PC-02L