




## HEAVY DUTY 18" FANS



## INSTRUCTION MANUAL

PLEASE READ THIS INSTRUCTION BOOKLET THOROUGHLY BEFORE USE.

## SAFETY PRECAUTIONS

Please read all instructions before using this product. Save these instructions for future reference. When using electrical appliances, basic precautions should always be followed to reduce breakage, risk of fire, electric shock and injury to persons including the following:

- To avoid fire or shock hazard, this unit should ONLY be plugged into a polarized 120 volt AC outlet.
- Never use this fan unless it is fully assembled.
- Do not use the fan under the following conditions.
  - High temperature of over 104°F.
  - High humidity.
  - Steam filled room.
- Do not push finger or any object through the grille and do not touch the blade during use.
- Be cautious that curtains or other objects are not sucked into the fan during operation.
- Do not immerse the unit or any part of it in water or any other liquid.
- Unplug the appliance when not in use.
- Place appliance on a leveled surface.
- Do not spray the fan with insecticide, which will damage the surface.
- This appliance has a polarized plug (one blade is wider than the other). To reduce the risk of electric shock, this plug is intended to fit in a polarized outlet only one way. If the plug does not fit fully in the outlet, reverse the plug. If it still does not fit, contact a qualified electrician. Do not attempt to defeat this safety feature.
- Do not use appliance with a damaged cord. Contact Sunpentown Customer Service at 909-468-5288.

**WARNING:** *Unplug unit before disassembly, maintenance or cleaning.*

**WARNING:** *To reduce the risk of fire or electric shock, do not use this unit with any solid-state speed control device.*

## SPECIFICATIONS

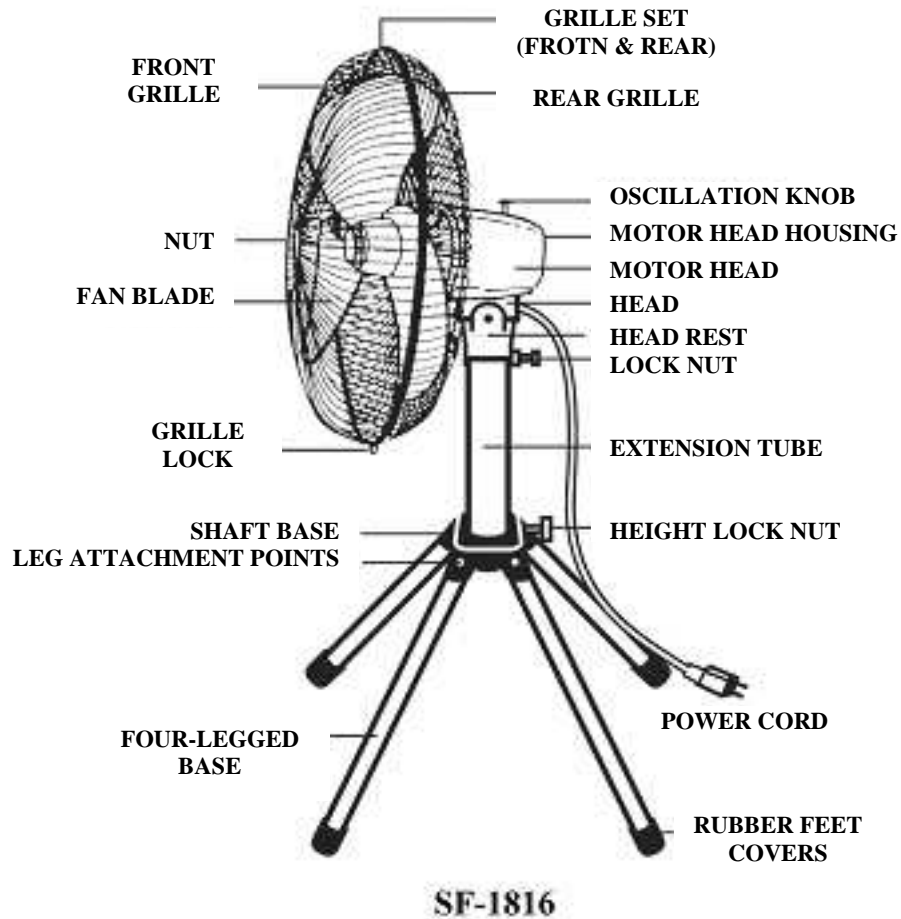
MODEL	INPUT	POWER	WEIGHT
SF-1816	120V / 60Hz	79W	10 lbs

## MAINTANENCE

**WARNING:** Turn unit off and unplug before any maintenance.

- Clean unit with a moistened soft cloth only. DO NOT pour or splash water on the unit or use any abrasive type cleaner. Clean all external surfaces, especially the front and rear grilles.

## PARTS IDENTIFICATION

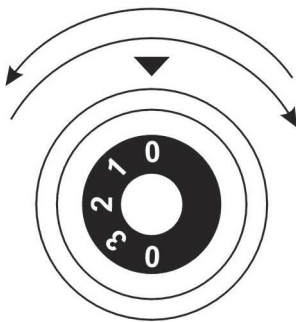


## INSTALLATION

**WARNING:** Do not plug in appliance until unit is fully assembled.

1. Install the Extension Tube onto the head assembly and secure by tightening the Lock Nut. (Head assembly is pre-assembled, consists of front & rear grilles, fan blade and motor head)
2. Attach each leg to the Shaft Base's Attachment Points, tighten screw to secure.

## OPERATION



0 = OFF  
 1 = LOW  
 2 = MEDIUM  
 3 = HIGH

- Control knob can turn in either direction.
- Press down on the Oscillation Knob to oscillate fan.
- Pull up on the Oscillation Knob for fixed fan direction.
- To adjust height, loosen the Height Lock Nut and adjust to desired height; tighten Height Lock Nut.
- Height is adjustable from 2.5 to 3 ft.



## Your Guarantee

If this product is found to be faulty as a result of faulty materials or workmanship within one year from date of purchase, it will be repaired free of charge.

This guarantee is subject to the following terms:

- Sunpentown must be notified of the fault.
- Proof of purchase must be presented to Sunpentown's nominated representative.
- The warranty will be void if the product is modified, misused or repaired by an unauthorized person.
- The warranty after repair will not be extended beyond the original one-year period.
- All replacement parts will be new or reconditioned.
- Parts, which are replaced, become the property of Sunpentown.
- The warranty applies for the use of the product in the USA only.

What is NOT COVERED:

- Warranty does not include freight charges.
- Incidental or consequential damage caused by possible defects with this product.
- Damage to product caused by improper power supply voltage, accident, fire, floods or acts of nature.
- Failure of product resulting from unauthorized modifications to the product.
- Improper installation or failure to perform the necessary maintenance.

This GUARANTEE is in addition to your Statutory Rights

**SUNPENTOWN INTERNATIONAL INC.**  
**21415 Baker Parkway, City of Industry, CA 91789-5236**  
**Tel: 909-468-5288 · Fax: 909-468-5279**  
**service@sunpentown.com**  
**[www.sunpentown.com](http://www.sunpentown.com)**