

**HIGH OUTPUT LED  
WALLPACK/  
FLOOD LIGHT  
SPEC SHEET**

**1 LIGHT  
2 MOUNTS**



Catalog No. : FSN50-PC-4K-WH  
 Type : Wallpack/Flood Light  
 Project Name : \_\_\_\_\_  
 Location : \_\_\_\_\_  
 Qty : \_\_\_\_\_  
 Date : \_\_\_\_\_



Suitable for  
**Wet Locations**



Probrite's highly-versatile compact LED Flood Light with Wall Pack Mount Kit offers a wide range of security and architectural lighting applications. The fixture comes with two types of mounting arms: (1) a standard 1/2" swivel NPS floodlight mount for ground installations or wall and eave mounting, and (2) an angle-adjustable wall pack plate to transform the light into an architecturally stunning full-cutoff wall pack.

**APPLICATIONS**

Versatile fixture for wall and eave mount applications as well as facade, ground and landscape lighting, both for residential and commercial applications.

**PRODUCT PERFORMANCE AT A GLANCE**

SYSTEM WATTAGE	LED WATTAGE	LUMENS	LPW	CRI	REPLACES METAL HALIDE
50W	45W	5405 lm	111 lm/w	≥70	150W

**HOUSING**

Die cast aluminum housing with UV-stabilized vandal-resistant polycarbonate precision lens.

**OPTICS**

Wide beam with even distribution provides inviting security lighting.

**FINISH**

Fade, weather, and abrasion resistant, electrostatically applied, thermally cured, triglycidal isocyanurate (TGIC) textured polyester powdercoat finish. Paint is white.

**IP RATING & LISTINGS**

LED light engine is weather proof rated IP65.

DLC 4.2, cULus

**MOUNTING**

**Wall Plate:**

Unit has a detachable mounting plate with hanging wire that allows for hands-free installation when making electrical connections. Integral bubble level included.

**Knuckle Mount:**

1/2" swivel NPS floodlight mount for ground installations or wall and eave mounting.

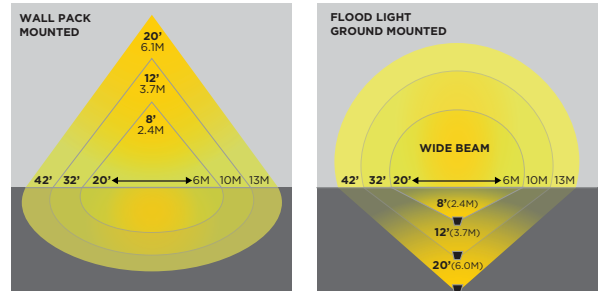
**WARRANTY**

Fixture is covered by a 5-year limited warranty. See [probrite.com/warranty](http://probrite.com/warranty) for details.

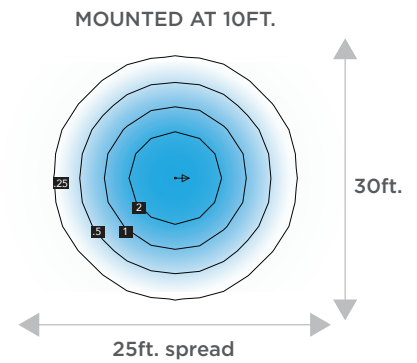


SUGGESTED MOUNTING HEIGHT:  
8-20FT.(2.4-6.1M)

### 3D PHOTOMETRIC VIEW



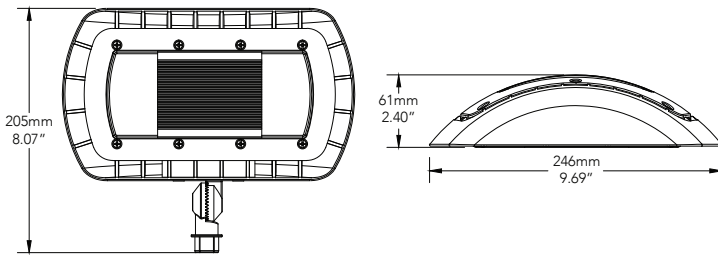
### 2D PHOTOMETRIC VIEW



### APPLICATION



### PRODUCT LINE DRAWING



### PRODUCT SPECIFICATIONS

Product Dimensions	: 9.69"x 5.71"x 2.40"
Weight	: 4.23lbs
Lumens	: 5405
System Wattage	: 49W
LED Wattage	: 44W
CRI	: 70
Replaces (Metal Halide)	: 175W
Replaces (Incandescent Bulb)	: 350W
Mounting	: Wall mount (Area), Knuckle or Trunnion (Flood)
Frequency	: 50-60Hz
THD(Total Harmonic Distortion)	: <20%
PF(Power Factor)	: >0.9
Ambient Operating Temperature	: (-30) - 40°C
Input Voltage	: 120-277V
Efficacy	: 111
LED Chip	: Luxeon 3030 2D
Photocell	: Yes
Driver	: Non-dimming
Standard Lifetime	: L70 >50,000hrs
Standard Warranty	: 5 Years
Water Proofing Grade	: Suitable for wet location
CCT	: 4000K
Certifications	: DLC, UL/cUL

