


PRODUCT SPECIFICATIONS

1x4 Flatlight™ Luminaire Fixture

Replaces existing fluorescent 1x4 Luminaires

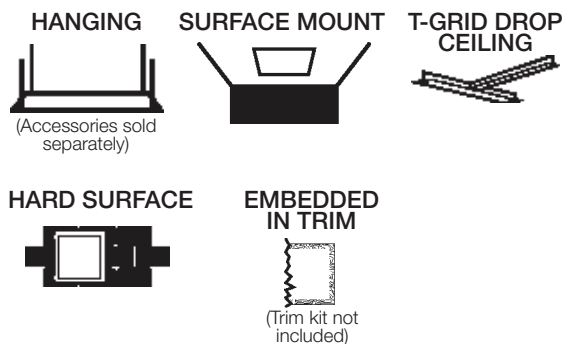


ADVANTAGES

- Internal driver allows for TruFlat® Mounting
- Edge-lit LED provides a thin energy efficient light source with excellent uniformity
- 90° bezel edge
- Lasts 60%* longer than standard troffer lighting
- Bright uniform light
- Low heat dissipation - reduce HVAC costs
- Low energy consumption
- Replaces fluorescent fixture and tube
- Environmentally positive - RoHS compliant
- Type IC Rated
- 5 year limited warranty

APPLICATIONS

Suitable for dry and damp locations



SPECIFICATIONS

Model Number	FLT14C30MDUP44-A
Power	48W
AC Voltage, Frequency	120~277V, 50/60 Hz
Color Temp (nom.)	3000K
Operation Temp	- 20°C ~ 40°C
CRI	≥80
Lumen Output (min.)	4200 lm
Dimming	No
Lifetime Rating	50,000 Hrs

PACKAGING

Weight (±0.5 lb)	10.2 lbs
Mounting plate	2.0 lbs
Size (L x W x H) (±0.1 in)	47.75 x 12.0 x 0.55 in
Box Dimensions	51.75 x 15.5 x 2.6 in
Gross Weight	14.6 lbs
UPC	8 55158 00321 8



INCLUDED IN BOX

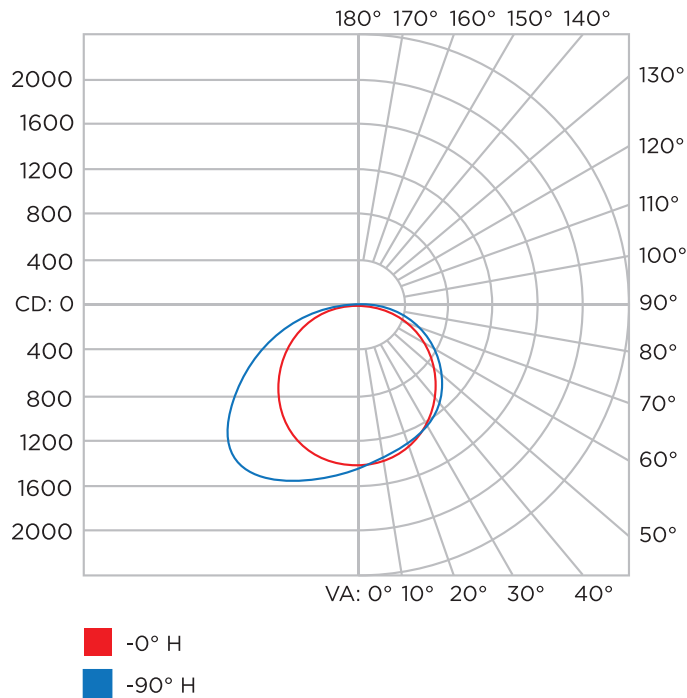
- Mounting plate
- Installation guide
- Installation bracket
- Junction box screws (2)
- Wire Nuts (3)
- Dry wall screws (4)
- Toggle bolts (4)
- Grounding wire

Contact Information 888-925-7494 · www.pixilighting.com

*Based on standard ballast average lifetime.

Specifications subject to change without notice. U.S. Patent Pending. © 2017 Pixi Lighting. All rights reserved. MA-PS-0119-1602

Polar Candela Distribution



Illuminance at a Distance

	Center Beam LUX	Beam Width	
0.5M	6,800.00 LUX	0.9M	0.9M
1.0M	1,700.00 LUX	1.9M	1.7M
1.5M	755.56 LUX	2.8M	2.6M
2.0M	425.00 LUX	3.7M	3.4M
2.5M	272.00 LUX	4.7M	4.0M
3.0M	188.89 LUX	5.6M	5.1M

■ Vert. Spread: 86.3° ■ Horiz. Spread: 81.0°