

First AlertTM

Indoor Motion Sensor LED Lights



**SFA265
USER MANUAL**

**PLEASE READ THIS USER MANUAL COMPLETELY BEFORE OPERATING
THIS UNIT AND RETAIN THIS BOOKLET FOR FUTURE REFERENCE**

COMPLIANCE WITH FCC REGULATIONS

This device complies with Part 15 of the FCC Rules. Operation is subject to the following two conditions:


- (1) this device may not cause harmful interference, and
- (2) this device must accept any interference received, including interference that may cause undesired operation.

NOTE : This equipment has been tested and found to comply with the limits for a Class B digital device, pursuant to Part 15 of the FCC Rules. These limits are designed to provide reasonable protection against harmful interference in a residential installation. This equipment generates uses and can radiate radio frequency energy and, if not installed and used in accordance with the instructions, may cause harmful interference to radio communications. However, there is no guarantee that interference will not occur in a particular installation. If this equipment does cause harmful interference to radio or television reception, which can be determined by turning the equipment off and on, the user is encouraged to try to correct the interference by one or more of the following measures:

- Reorient or relocate the receiving antenna.
- Increase the separation between the equipment and receiver.
- Connect the equipment into an outlet on a circuit different from that to which the receiver is connected.
- Consult the dealer or an experienced radio/TV technician for help.

CAUTION: Changes or modifications not expressly approved by the party responsible for compliance could void the user's authority to operate the equipment.

CONTROL LOCATIONS



1. SENSOR
2. LED LIGHTS

3. BATTERY DOOR
4. FUNCTION SWITCH

5. MOUNTING BRACKET

POWER SOURCES

Each SFA265 light operates using 3 AAA (UM4) batteries (not included).

BATTERY OPERATION

1. Remove the BATTERY DOOR (#3) on the back of the SFA265.
2. Insert three new AAA(UM4) batteries (not included). Make sure the positive and negative ends of the batteries are inserted properly. Replace the BATTERY DOOR (#3).

Note: For best performance and longer operating time, we recommend using alkaline battery.

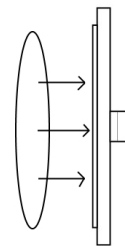
BATTERY WARNING

1. Be sure that the batteries are installed correctly. Wrong polarity may damage the unit.
2. Use only the size and type of battery specified.
3. Do not mix old and new batteries.
4. Do not mix alkaline, standard (carbon-zinc) or rechargeable (nickel-cadmium) batteries.
5. If the unit is not to be used for an extended period of time, remove the batteries. Old or leaking batteries can cause damage to the unit and may void the warranty.
6. Do not try to recharge any batteries not intended to be recharged; they can overheat and rupture. (Follow battery manufacturer's directions).
7. Do not dispose of batteries in fire, batteries may leak or explode.

INSTALLATION

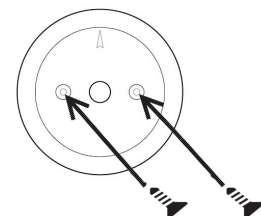
Note: Use alcohol to clean the surface of all mounting areas thoroughly and then dry with a lint-free cloth prior to attaching the double-sided tape.

1. Locate an area for mounting the Motion Sensor LED lights.
2. Peel away the backing from the double-sided tape and attach the double-sided tape onto the back side of MOUNTING BRACKET (#5).
3. Peel away the backing from the double-sided tape mounted on the MOUNTING BRACKET (#5), and firmly press it onto the surface you wish to mount to.
4. Place the SFA265 on the MOUNTING BRACKET (#5).



Note:

You can also mount the SFA265 by using mounting screws (not included). Use the MOUNTING BRACKET (#5) as a template to mark the position of the drill holes on the wall.



OPERATION

ON Mode: Slide the FUNCTION SWITCH (#4) to ON. The LED LIGHTS (#2) turn on, and will remain on.

AUTO Mode: Slide the FUNCTION SWITCH (#4) to AUTO. When placed or mounted in a dark area, the LED LIGHTS (#2) will automatically turn on if motion is detected or if a person approaches the SENSOR (#1). If no motion is detected, the LED LIGHTS (#2) will automatically turn off after 25 seconds.

OFF Mode: Slide the FUNCTION SWITCH (#4) to OFF. The LED LIGHTS (#2) will turn off.



At Spectra, environmental and social responsibility is a core value of our business. We are dedicated to continuous implementation of responsible initiatives with an aim to conserve and maintain the environment through responsible recycling.

Please visit us at <http://www.spectraintl.com/green.htm> for more information on Spectra's green initiatives or to find a recycler in your area.

First Alert™ is a trademark of the First Alert Trust used under license from BRK Brands, Inc.

1 YEAR LIMITED WARRANTY AND SERVICE VALID IN THE U.S.A. ONLY

This product is manufactured, distributed or sold by SPECTRA MERCHANDISING INTERNATIONAL, INC., official licensee for this product. All right, title and interest to use the "First Alert" logo trademarks and the "First Alert" trade dress are exclusively licensed by BRK Brands, Inc. and are used under license from BRK Brands, Inc.. Please contact SPECTRA's Service Department for questions/comments, warranty, support, or service related to this product.

SPECTRA MERCHANDISING INTERNATIONAL, INC. warrants that this product 1) is free from defects in materials and workmanship and 2) conforms to its specifications for a period of 1 year from the date of original customer purchase and provided the product is utilized within the U.S.A. This warranty is not assignable or transferable. Our obligation under this warranty is the repair or replacement of the defective unit or any part thereof, except batteries, when it is returned to the SPECTRA Service Department, accompanied by proof of the date of original consumer purchase, such as a duplicated copy of a sales receipt. You must pay all shipping charges required to ship the product to SPECTRA for warranty service. If the product is repaired or replaced under warranty, the return

charges will be at SPECTRA's expense. There are no other express warranties other than those stated herein.

This warranty is valid only in accordance with the conditions set forth below:

1. The warranty applies to the SPECTRA product only while:
 - a. It remains in the possession of the original purchaser and proof of purchase is demonstrated
 - b. It has not been subjected to accident, misuse, abuse, improper service, usage outside the descriptions and warnings covered within the owner's manual or non-SPECTRA approved modifications
 - c. Claims are made within the warranty period
2. This warranty does not cover damage or equipment failure caused by electrical wiring not in compliance with electrical codes or SPECTRA owner's manual specifications, or failure to provide reasonable care and necessary maintenance as outlined in the owner's manual.
3. Warranty of all SPECTRA products applies to residential use only and is void when products are used in a nonresidential environment or installed outside the United States.

This warranty gives you specific legal rights, and you may also have other rights which vary from state to state. TO OBTAIN SERVICE please remove all batteries (if any) and pack the unit carefully and send it prepaid by insured parcel post or UPS to SPECTRA at the address shown below. IF THE UNIT IS RETURNED WITHIN THE WARRANTY PERIOD shown above, please include a proof of purchase (dated cash register receipt) so that we may establish your eligibility for warranty service and repair of the unit without cost. Also include a note with a description explaining how the unit is defective. A customer service representative may need to contact you regarding the status of your repair, so include your name, address, phone number and e-mail address to speed up the process.

IF THE UNIT IS OUTSIDE THE WARRANTY PERIOD, please include a check for \$12.00 to cover the cost of repair, handling and return postage. All out of warranty returns must be sent prepaid.

It is recommended that you contact SPECTRA first at 1-800-777-5331 or by e-mail at custserv@spectraintl.com for updated information on the unit requiring service. In some cases the model you have may be discontinued and SPECTRA reserves the right to offer alternative options for repair or replacement.

SPECTRA MERCHANDISING INTERNATIONAL, INC.
4230 North Normandy Avenue,
Chicago, IL60634, USA.
1-800-777-5331

To register your product, visit the link below on the website to enter your information.

<http://www.spectraintl.com/wform.htm>

1015

Printed in China