




Steel Single Swing Stand

Weight limit: 450 pounds

Congratulations on your purchase of this quality Hatteras Hammocks® product! **QUESTIONS?** Call our customer-service line toll-free at (800) 643-3522.



Before beginning assembly, check that you have all parts.

Your box should contain:

- 2 - arm poles
- 2 - base poles with arm attachments
- 1 - base pole with no arm attachments
- 1 - arcing two-armed top pole
- 1 - S-hook (pictured in FIGURE 5, below right)

Helpful for assembly:



Rubber mallet (not included)

▶ ▶ ▶ **This stand can be assembled by one person alone, but it's much easier if you've got an extra set of arms for help!**

STEP 1. Assemble the stand base first. Connect the ends of the two **base poles with arm attachments** using the spring pins at the ends closest to the arm attachments. Next, connect the **base pole with no arm attachments** to the partial circle you've just created. Note that the pronounced curve of the base poles often makes it necessary to tap the poles into place with a rubber mallet to lock their spring pins (do NOT use a metal-headed hammer, which may damage the protective Cape Shield® Powder Coat).

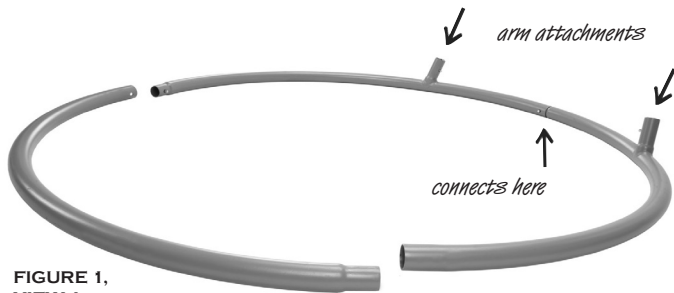


FIGURE 1, VIEW 1

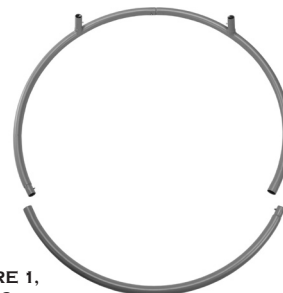


FIGURE 1, VIEW 2

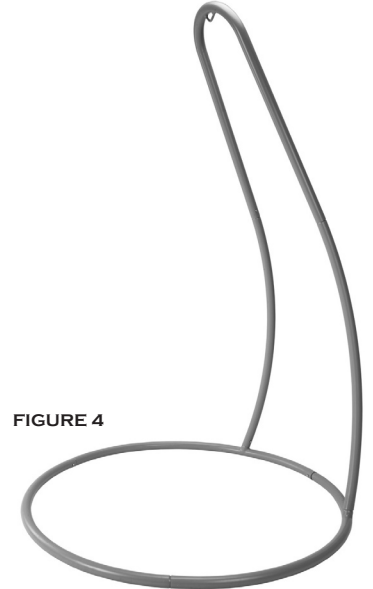


FIGURE 4



FIGURE 2

STEP 2. Using the spring pins, attach each of the two **arm poles** to their corresponding arm attachments on the completed circular base (FIGURE 2). To complete the stand, use the spring pins to connect the **arcing two-armed top pole** to the two newly installed **arm poles** (FIGURE 3). Note that this last task is much easier to complete with two people.



FIGURE 3

STEP 3. With your stand assembled (FIGURE 4), place the included **S-hook** onto the small metal half-ring in the center of the **arcing two-armed top pole** (FIGURE 5). Your swing's chain will hang from the S-hook.



FIGURE 5

WARRANTY | Product guaranteed free of defects in workmanship and materials for up to one year from date of purchase. If an item is found to be defective within that time, The HammockSource will replace it at no charge. Normal wear and tear, including prolonged exposure to snow, rain and heavy humidity, is not covered, nor is mold, mildew or damage from improper storage, maintenance or installation. An original sales receipt must accompany any returned product, along with a Return Authorization Number from HammockSource customer service; call toll-free at (800) 643-3522.