


HDFDOLLY ASSEMBLY INSTRUCTIONS



Long Hardwood
2 Pieces



Short Hardwood
2 Pieces

REVIEW CONTENTS BEFORE ASSEMBLY



Bolt
16 Pieces



16 Pieces
Lock Washer



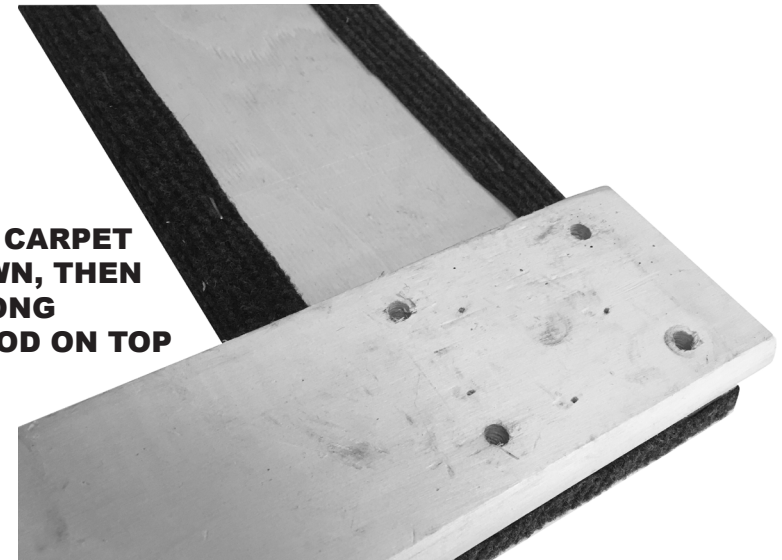
16 Pieces
Washer



4 Pieces
Swivel Casters



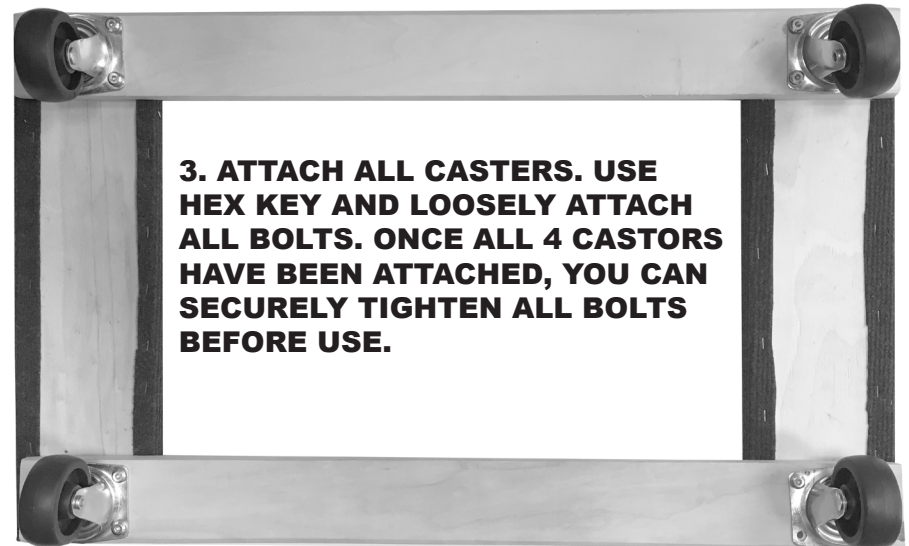
1 Piece
Hex Key



**1. PLACE CARPET
SIDE DOWN, THEN
PLACE LONG
HARDWOOD ON TOP**

**2. POSITION SWIVEL
CASTER AT CORNER,
THEN SCREW BOLT,
LOCKWASHER AND
WASHER USING
HEX KEY.**

**DO NOT TIGHTEN
COMPLETELY.**



**3. ATTACH ALL CASTERS. USE
HEX KEY AND LOOSELY ATTACH
ALL BOLTS. ONCE ALL 4 CASTORS
HAVE BEEN ATTACHED, YOU CAN
SECURELY TIGHTEN ALL BOLTS
BEFORE USE.**