



## QUALITY SPECIFICATIONS

# General Characteristics of Solidfloor™ engineered flooring

## General features:

This document specifies engineered wooden flooring manufactured from natural materials, suitable for indoor use as floorcovering under the required (normal dry) climatic conditions.

Wooden flooring in this document is considered as 'a laminated construction with a top layer of solid wood on a basis of additional layer(s) of wood, or wood-based materials, glued together'.

The cross laminated construction minimizes the possibility of the wood to move (shrink or swell) under changing climatic conditions. Suitable for use in normal interior (RH) humidity Levels.

The flooring is suitable for installation by means of the following methods:

Floating

Glued down

Stapled down

## General grading:

Specific rules for Classification and Grading are given in below tables

In general, all used timber for Solidfloor wood flooring must be sound and free from mould, decay or rot . There will be variations from panel to panel , but the total impression of the installed floor shall show a homogeneous character of each classification.

Please note that no two floors (or even panels) are the same!

The floors pictured or sampled are an example of the look that may be expected from each classification or grade, and in no way are intended to provide an exact look of the installed floor.

## Oil finishing of wood surfaces

As far as applicable, Solidfloor engineered flooring has been prefinished with industrial oil. The majority of Solidfloor (Level 1) is based on a combination of vegetable oil components, isoparaffin solvent and unleaded drying agents, especially developed for production of hardwearing wooden floors. It means that the wood is impregnated with oil as deep inside the grain as possible, without leaving a visual coating film of oil on the surface, which produces a special natural look and touch. The optical effect of gloss Level will be 'silky matt'. For these floors it is essential to treat your floor with an extra layer of Solidfloor oil or Solidfloor Ultimate Hardwax oil immediately after installation. For this, your floor must be clean and dust-free. Do not use the Solidfloor woodcleaner this first time. Apply only a thin layer of oil. If this is not sufficient then repeat this.

Another segment of the Solidfloor range is industrial treated with High Solid oil (Level 2). These floors do not require any application directly after installation. Cleaning with Solidfloor wood cleaner is however recommended. The first maintenance treatment has to be done when desired. If the floor is well maintained, you should not need to do this more than once a year. But do not wait until the oil coating is worn or abraded before maintaining your floor.

Note: In order to ensure a lasting pleasure of the oiled floor, it is necessary to correctly treat the floor directly after first installation. With the right care and maintenance, the oiled floor will become increasingly easy to clean and more hardwearing as the wood cleaning protects the floor with an invisible film, making the floor more resistant to dirt. The right maintenance for oiled wood surfaces are provided in our Solidfloor maintenance instructions.

## Glue bonding:

Glues used are all Class 1: dry interior EN 314-2.

## Formaldehyde emission:

Emission class: E1 in accordance with EN 14342

## Packaging and Marking

Packs shall have labels on the head of the pack, mentioning:

- Article number
- Commercial name and/or treatment steps of the relevant design
- Size of the article
- Barcode
- Content per pack (in pcs and m2)

Pallets shall have at least 2 bulk-labels, mentioning:

Purchase order number

Article number

Product description

Amount of packs on the pallet

Each pack can have a maximum of 30% in split lengths with a minimum of 60 cm long.

### **Under floor heating and cooling**

Installing a Solidfloor floor in combination with under floor heating and cooling can be easily achieved and will ensure your home is as comfortable as possible. When installing a wooden floor in combination with under floor heating and cooling you must, however, follow a number of specific guidelines

[www.solidfloor.com](http://www.solidfloor.com).

### **Humidity**

Wood is a natural product and reacts to the conditions of the room in which it is installed. Shrinkage or cracking can occur when the humidity is too low. The best condition for a wooden floor is a relative air humidity of between 40% and 65%. Shrinkage may occur when the relative air humidity is lower making the use of a humidifier a requirement. Despite these measures, there is a small chance that gaps, cracks or checks may occur when under floor heating is used especially in the winter, or when the relative air humidity is low.

### **CE marking**

All produced Solidfloor engineered flooring complies with the requirements of EN14342:2005+A1:2008. This is evidenced by the fact that each pack is marked with the CE logo confirming conformity to the norm.












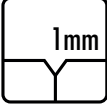




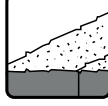


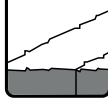



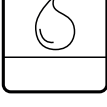



<b>Wood species:</b>		<b>Oak / Quercus spp</b>		
	<b>Nature grade</b>	<b>Rustic grade</b>	<b>Extra Rustic grade</b>	
	<b>Mill Run</b>			
Description face appearance	Wood with some very small knots and slight variations in colour and texture.	Wood with knots, natural colour and texture variation.	Wood with knots. Exciting variations in colour and texture in harmony.	
Sound sapwood, included sapwood	Permitted up to 15% of the surface if well stained and colour match with the surrounding wood.	Permitted up to 40% of the surface if well stained and colour match with the surrounding wood.	Permitted up to 40% of the surface if well stained and colour match with the surrounding wood.	
*Sapwood shall always be stained colour matched with the surrounding area.				
Knots				
a. Sound knots	Permitted if diameter ≤15mm if not grouped together.	Permitted if diameter ≤80mm	No limitations	
b. Unsound knots	Permitted if diameter ≤15mm if not grouped together.	Permitted if diameter ≤40mm	No limitations	
c. Knot holes	Not permitted.	Permitted if diameter ≤30mm	Permitted if diameter ≤30mm	
Splits or stars in knots and knot holes shall be properly filled!				
Checks or split	Not permitted.	Permitted if properly filled and colour match with the surrounding wood surface. The width ≤2mm. The length ≤ width of the element. End splits not permitted.	Permitted if properly filled and colour match with the surrounding wood surface. The width 15mm maximum. The length <50% of the plank. End splits permitted.	
Biological attack	Not permitted.	Not permitted.	Not permitted. Pinholes permitted if they are occasional, scattered and well puttied without discoloration.	
Black / brown streaks	Not permitted.	Permitted if the length is not longer than the panel's width.	Permitted, no limit.	
Brown heart	Not permitted.	Permitted, no limit.	Permitted, no limit.	
Medullary ray	Permitted, no limit.	Permitted, no limit.	Permitted, no limit.	
Slope of grain	Permitted, no limit.	Permitted, no limit.	Permitted, no limit.	
Bark pockets	Not permitted.	Not permitted.	Permitted, must be firm.	
Telegraphing (core)	Not permitted.	Not permitted.	Not permitted.	
Other defects which are not indicated	Not permitted unless they resemble a defect already defined in which case they shall be considered under that defect.			
*To allow for unavoidable classification differences, 3% of the panels in a batch may be from other classes at maximum!				



Very Important: Hand scraped and brushed floors cannot be re-sanded since it will change the appearance of the product.

Wood is a natural product. Therefore you may see variations in colour and structure from board to board. The images in this document are only indicative of the appearance you can achieve.

## EXPLANATION OF ICONS IN PRODUCTPASSPORTS

	Nederlands English Deutsch Français		Drijfhout Driftwood Treibholz Bois flotté		Gerookt Smoked Geräuchert Fumé
	Dikte Thickness Stärke Épaisseur		Uitgeboende noesten Scrubbed knots Ausgeböstete Äste Raboté		Geborsteld Brushed Gebürstet Brossé
	Gradatie Gradation Sortierung Gradation		Fijnbezaagd Fine sawn Feinsägeschnitt Scié		Diep geborsteld Deep brushed Tief gebürstet Brossé profond
	Velling Bevel Fase Chanfrein		White washed White washed Weiß gekälkt Cérusé blanc		Handgeschraapt Handscraped Handgehobbelt Raboté a la main
	Oxidatief geolied Oxidative oiled Oxidatief geölt Huilé oxydé		Black washed Black washed Schwarz gekälkt Cérusé noir		Verouderd Distressed Gealtert Vielli
	High Solid High Solid UV geölt High Solid		Gekleurd Coloured Gefärbt Coloré		Kantverouderd Edge distressed Kant gealtert Chanfrein vieilli
	Wit geolied White oiled Weiß geölt Huilé blanc		Brandklasse Fire class Brandklasse Classe de feu		Thermisch behandeld Thermo treated Thermobehandelt Traitement thermique
	Naturel geolied Natural oiled Natur geölt Huilé naturel		Legpatronen Pattern Verlegemuster Forme de pose		Geschikt voor vloerkoeling Suitable for floorcooling Geignet für Fußbodenkühlung Adapté pour sol rafraichissant
	Geschikt voor vloerverwarming Suitable for (under)floor heatment Geignet für Fußbodenheizung Adapté pour Chauffage au sol				



## Lifestyle Pyranees

15/4, 1830x189mm, Oak



### PRODUCT MEASUREMENTS

Pieces per pack:	6 pieces
M <sup>2</sup> per pack	2,075 m <sup>2</sup>
Weight per pack:	20 kg
Split lengths per pack:	16,7% minimal 60cm long

### SIZE TOLERANCES ACC EN 13489

Length:	± 0,2%
Width:	± 0,2mm
Thickness:	Facelayer: 3,5-4,0mm Total: 15mm ± 0,2mm
Lipping (between elements):	≤ 0,2mm
Squareness:	≤ 0,2% over the width
Cup:	≤ 0,2% over the width
Spring:	≤ 0,1% over the length
Bowing:	< 1% of the length

### OTHER SPECIFICATIONS

Formaldehyde emission:	E1
Thermal insulation value:	R=0,115m <sup>2</sup> k/w
Brinell hardness:	average HB 3.7
Connection:	T&G

### ADDITIONAL SPECIFICATIONS

### INSTRUCTIONS AND MAINTENANCE

Immediately oiling after installation  
 Maintain with Solidfloor™ Ultimate Hardwax Natural  
 Suitable for floor heating & cooling (see  
[www.solidfloor.com](http://www.solidfloor.com))