


Universal Strap Wrench Usage Instructions - To Tighten

1. Remove packaging & unwrap strap from wrench



2. Hold wrench with strap groove channel facing up




3. Place strap into channel with enough slack to fit your sump



4. Slide strap around sump & pull strap towards you until tight



5. Turn wrench to the right/counter-clockwise to tighten




201-8404189-00

Universal Strap Wrench Usage Instructions - To Tighten

1. Remove packaging & unwrap strap from wrench



2. Hold wrench with strap groove channel facing up



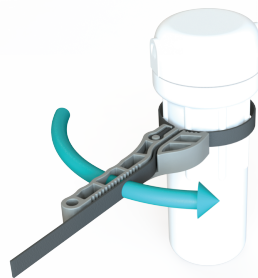
3. Place strap into channel with enough slack to fit your sump



4. Slide strap around sump & pull strap towards you until tight



5. Turn wrench to the right/counter-clockwise to tighten



201-8404189-00

Universal Strap Wrench Usage Instructions - To Loosen

1. Flip wrench over so strap channel is facing downward



2. Slide strap around sump & pull strap towards you until tight



3. Turn wrench to the left/clockwise to loosen



Universal Strap Wrench Usage Instructions - To Loosen

1. Flip wrench over so strap channel is facing downward



2. Slide strap around sump & pull strap towards you until tight



3. Turn wrench to the left/clockwise to loosen

