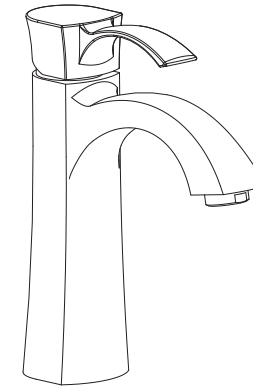


NO.	PART NAME
1	Handle
2	Screw
3	Index
4	Trim cap
5	Cartridge locknut
6	Cartridge
7	Body
8	Aerator washer
9	Aerator core
10	Aerator collar
11	Threaded sleeve
12	O-ring
13	Copper tube
14	Gasket assembly
15	Lock nut
16	Screw
17	Allen key

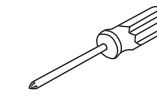


### SINGLE HANDLE LAVATORY FAUCET




ASME A112.18.1/CSA B125.1

#### RECOMMENDED TOOLS




Screwdriver



Channel Locks



Goggles



Adjustable Wrench



Teflon tape



Allen key



**WARNING:**  
Please keep the tool for future use!



#### Attention:

for easy installation, you will need:

1. To read all the installation instruction completely before beginning.
2. To read all the warning, attention and maintenance information.
3. To purchase the proper supply lines.

The tools might be applied to the following places:

