



PARTS BREAKDOWN SHEET



HANDHELD SHOWER SET



Model #: _____

Specific Features: _____

Project Name: _____

Submitted For: _____

Date: _____

- Five Setting Handheld Showerhead
- 24" Slide Bar with Brass Mounts
- 60" Stainless Steel Flex Hose
- Brass Drop Ell with Vacuum Breaker
- 2.5 GPM Max. Flow Rate

P-4430 SHOWN

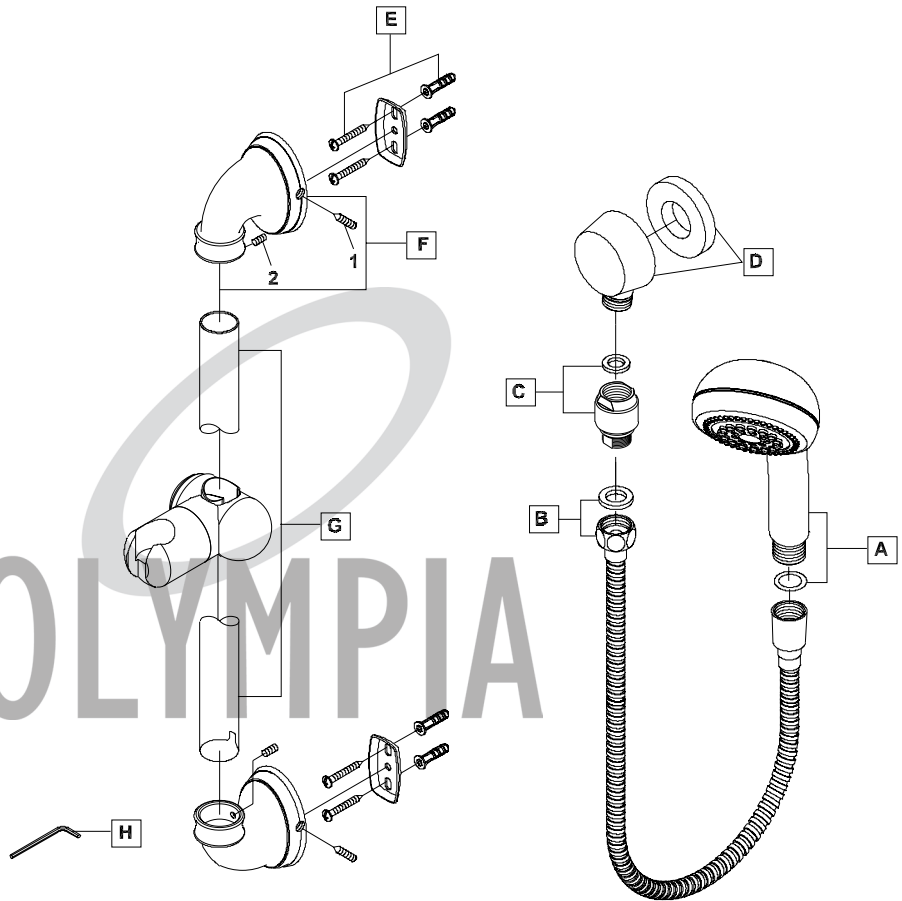
Model #	Features	Finish	
P-4430*		CP	
P-4430-BN*		PVD BN	
P-4430-ORB*		ORB	

Olympia products are engineered and manufactured to meet the following standards and codes:

ASME A112.18.1
IAPMO LISTED/ CUPC Listed

* Handheld Showerhead limited to 2.5 GPM Flow Rate
There is More than 1 Version of this model. Page down to identify the version you have.

1st Generation Faucet-Manufactured before June 2013



ITEM #	DESCRIPTION
A	OP-660001* Handheld Showerhead
B	OP-460008* 60" SST Hose
C	OP-460007* Vacuum Breaker
D	OP-460006* Drop Ell
E	OP-560001 Mounting Kit
F	OP-460009* Brass Mounts
G	OP-460010* 24" Slide Bar
H	OP-490011 3/32" Allen Wrench
1	OP-460011 Mounting Screw
2	OP-490029 3/32" Allen Screw

* Note- Please Specify finish\color code while ordering.

** Note- OP-460007 is replaced by OP-460020 after June 2013.



PARTS BREAKDOWN SHEET



HANDHELD SHOWER SET



Model #: _____

Specific Features: _____

Project Name: _____

Submitted For: _____

Date: _____

- Five Setting Handheld Showerhead
- 24" Slide Bar with Brass Mounts
- 60" Stainless Steel Flex Hose
- Brass Drop Ell with Vacuum Breaker
- 2.5 GPM Max. Flow Rate

P-4430 SHOWN

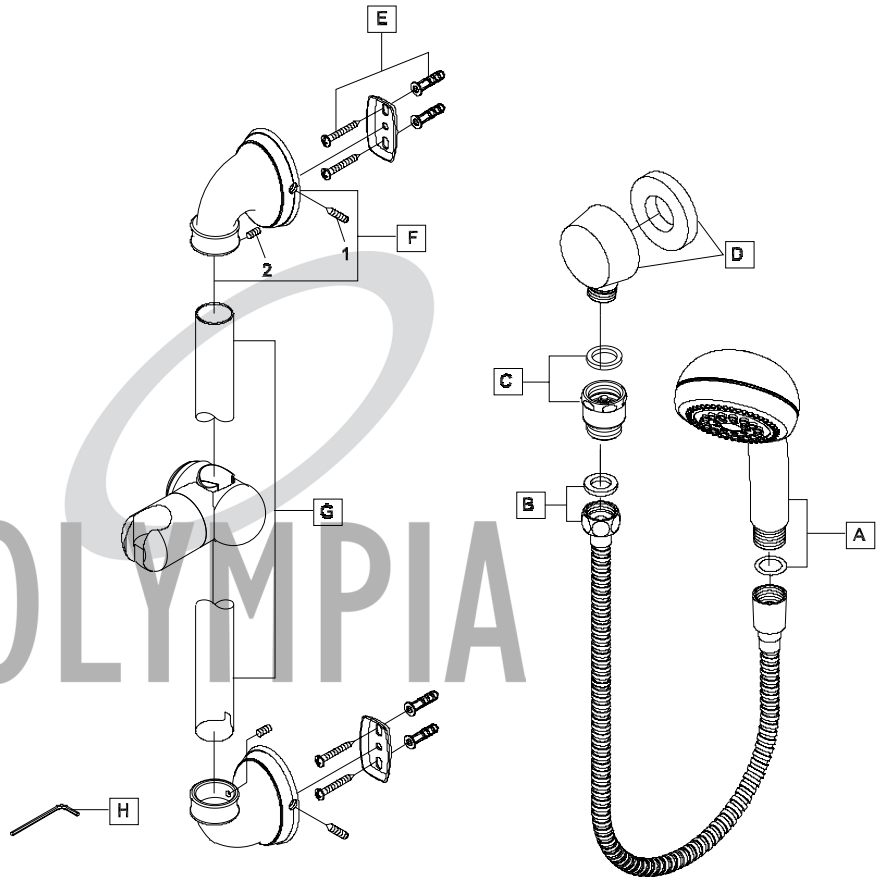
Model #	Features	Finish	
P-4430*		CP	
P-4430-BN*		PVD BN	
P-4430-ORB*		ORB	

Olympia products are engineered and manufactured to meet the following standards and codes:

ASME A112.18.1
IAPMO LISTED/ CUPC Listed

* Handheld Showerhead limited to 2.5 GPM Flow Rate

2nd Generation Faucet-Manufactured from June 2013 to April 2014



ITEM #	DESCRIPTION
A	OP-660001** Handheld Showerhead
B	OP-460008** 60" SST Hose
C	OP-460020* Vacuum Breaker
D	OP-460006* Drop Ell
E	OP-560001 Mounting Kit
F	OP-460009* Brass Mounts
G	OP-460010* 24" Slide Bar
H	OP-490011 3/32" Allen Wrench
1	OP-460011 Mounting Screw
2	OP-490029 3/32" Allen Screw

* Note- Please Specify finish\color code while ordering.

** Note- OP-660001 and OP-460008 is replaced by OP-660003 and OP-460022 after April 2014.



PARTS BREAKDOWN SHEET



HANDHELD SHOWER SET



Model #: _____

Specific Features: _____

Project Name: _____

Submitted For: _____

Date: _____

- Five Setting Handheld Showerhead
- 24" Slide Bar with Brass Mounts
- 60" Stainless Steel Flex Hose
- Brass Drop Ell with Vacuum Breaker
- 1.75 GPM Max. Flow Rate

P-4430 SHOWN

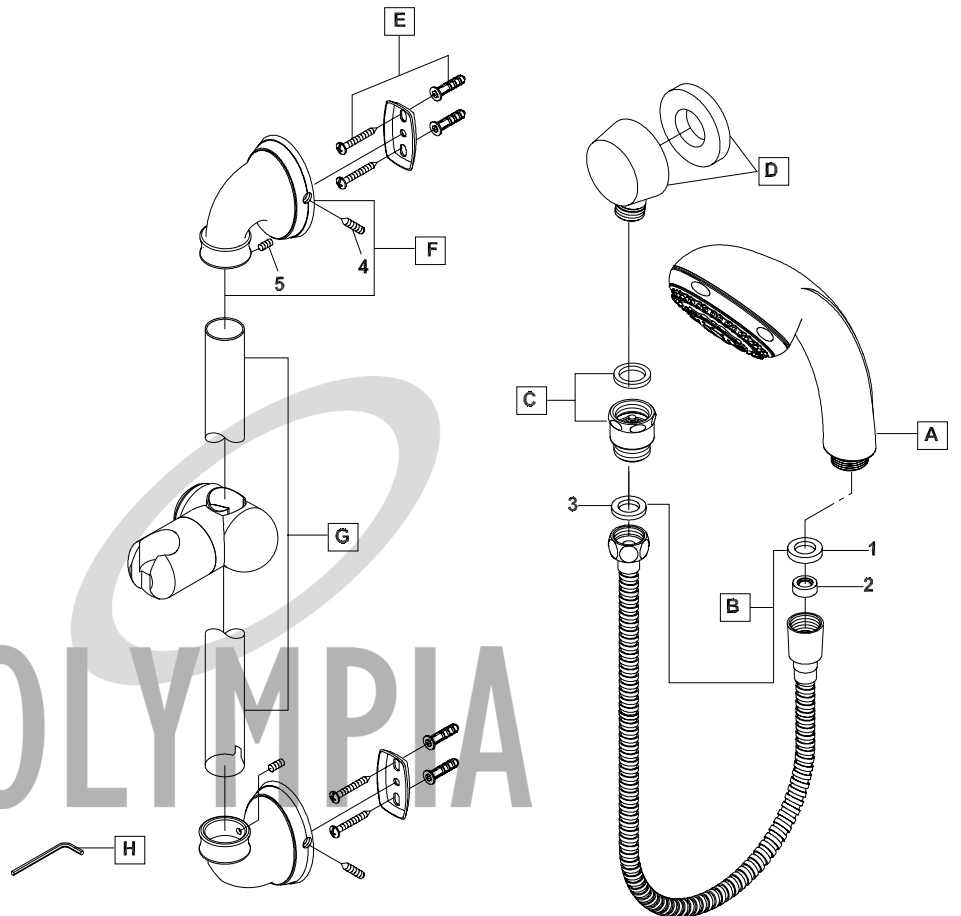
Model #	Features	Finish	
P-4430*		CP	
P-4430-BN*		PVD BN	
P-4430-ORB*		ORB	

Olympia products are engineered and manufactured to meet the following standards and codes:

ASME A112.18.1
IAPMO LISTED/ CUPC Listed

* Handheld Showerhead limited to 1.75 GPM Flow Rate

3rd Generation Faucet-Manufactured after April 2014



ITEM #	DESCRIPTION
A	OP-660003* Handheld Showerhead
B	OP-460021* 60" SST Hose
C	OP-460020* Vacuum Breaker
D	OP-460006* Drop Ell
E	OP-560001 Mounting Kit
F	OP-460009* Brass Mounts
G	OP-460010* 24" Slide Bar
H	OP-490011 3/32" Allen Wrench
1	OP-460023 Washer
2	OP-440048 1.75 GPM Restrictor
3	OP-460025 Washer
4	OP-460011 Mounting Screw
5	OP-490029 3/32" Allen Screw

* Note- Please Specify finish\color code while ordering.



PARTS BREAKDOWN SHEET



HANDHELD SHOWER SET



Model #: _____

Specific Features: _____

Project Name: _____

Submitted For: _____

Date: _____

- Five Setting Handheld Showerhead
- 24" Slide Bar with Brass Mounts
- 60" Stainless Steel Flex Hose
- Brass Drop Ell with Vacuum Breaker
- 1.75 GPM Max. Flow Rate

P-4430 SHOWN

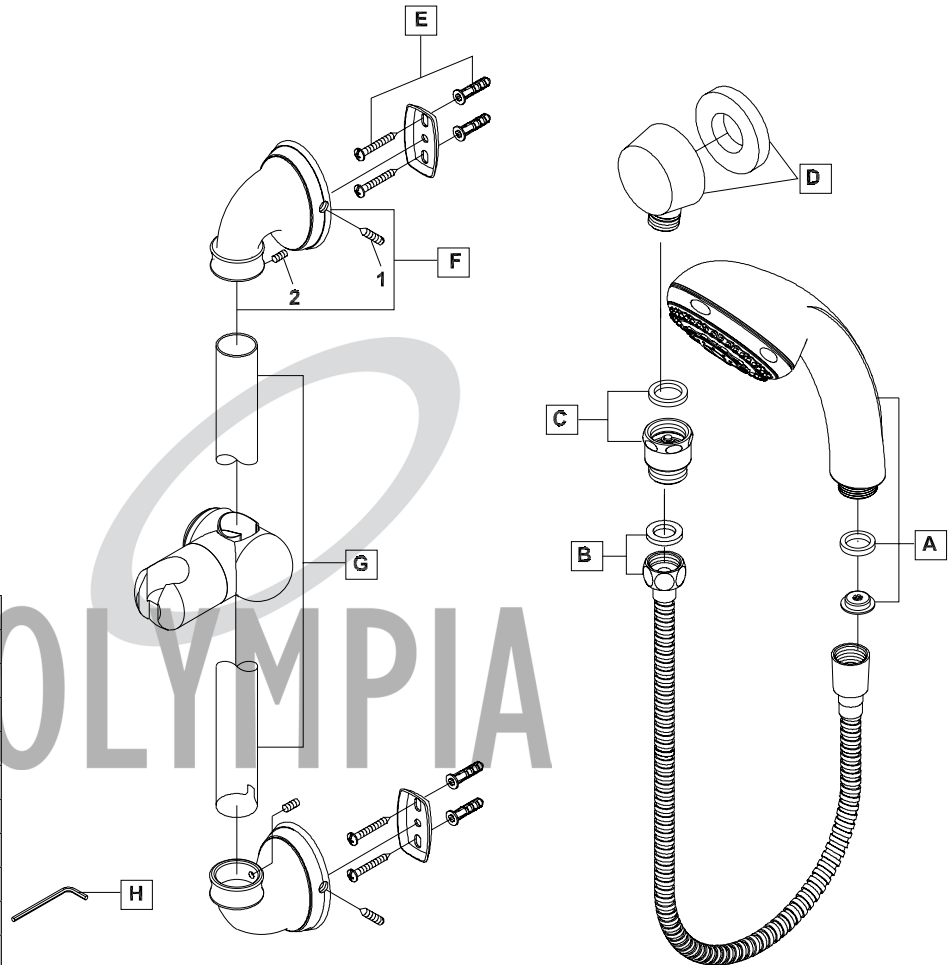
Model #	Features	Finish	
P-4430*		CP	
P-4430-BN*		PVD BN	
P-4430-ORB*		ORB	

Olympia products are engineered and manufactured to meet the following standards and codes:

ASME A112.18.1
IAPMO LISTED/ CUPC Listed

* Handheld Showerhead limited to 1.75 GPM Flow Rate

4th Generation Faucet



ITEM #	DESCRIPTION
A	OP-660003* Handheld Showerhead
B	OP-460008* 60" SST Hose
C	OP-460020* Vacuum Breaker
D	OP-460006* Drop Ell
E	OP-560001 Mounting Kit
F	OP-460009* Brass Mounts
G	OP-460010* 24" Slide Bar
H	OP-490011 3/32" Allen Wrench
1	OP-460011 Mounting Screw
2	OP-490029 3/32" Allen Screw

* Note- Please Specify finish\color code while ordering.



PARTS BREAKDOWN SHEET



HANDHELD SHOWER SET



Model #: _____

Specific Features: _____

Project Name: _____

Submitted For: _____

Date: _____

- Five Setting Handheld Showerhead
- 24" Slide Bar with Mounts
- 60" Stainless Steel Flex Hose
- Brass Drop Ell with Vacuum Breaker
- 1.75 GPM Max. Flow Rate

P-4430 SHOWN

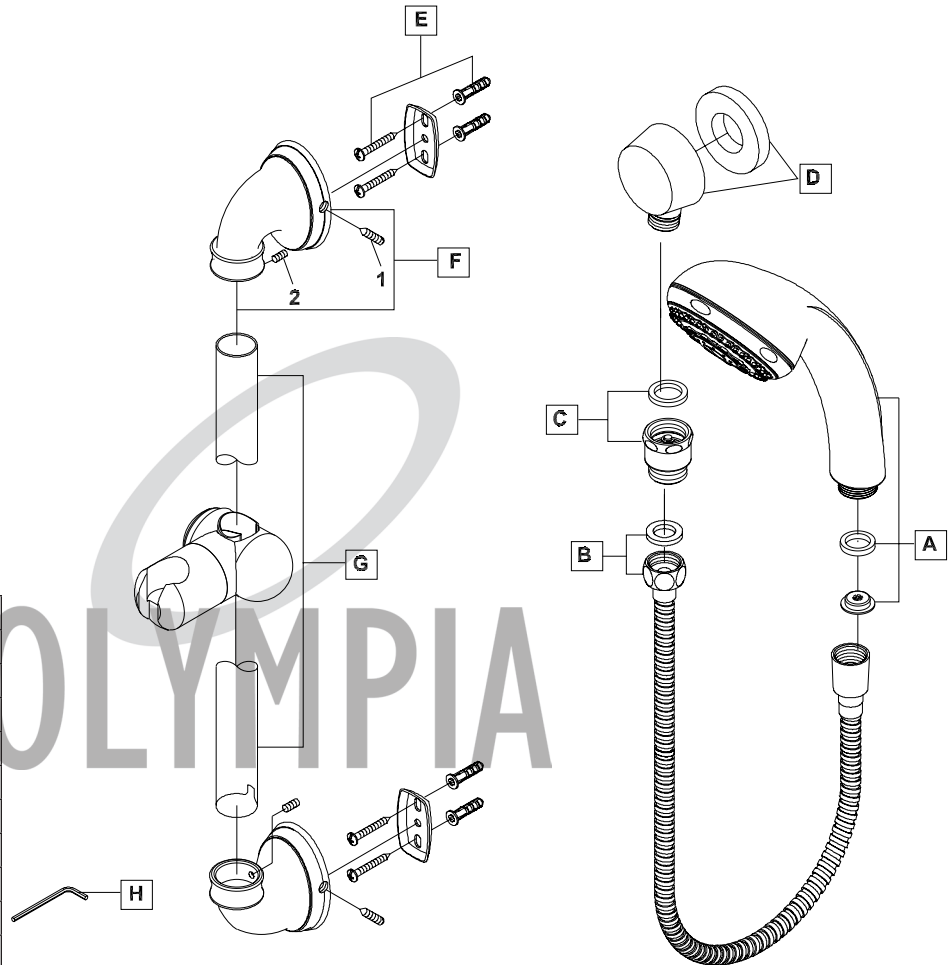
Model #	Features	Finish	
P-4430*		CP	
P-4430-BN*		PVD BN	
P-4430-ORB*		ORB	

Olympia products are engineered and manufactured to meet the following standards and codes:

ASME A112.18.1

* Handheld Showerhead limited to 1.75 GPM Flow Rate

5th Generation Faucet



ITEM #	DESCRIPTION
A	OP-660003* Handheld Showerhead
B	OP-460008* 60" SST Hose
C	OP-460020* Vacuum Breaker
D	OP-460006* Drop Ell
E	OP-560001 Mounting Kit
F	OP-460024* Top, Bottom Mount
G	OP-460028* 24" Slide Bar
H	OP-490011 3/32" Allen Wrench
1	OP-460011 Mounting Screw
2	OP-490029 3/32" Allen Screw

* Note- Please Specify finish\color code while ordering.

PARTS BREAKDOWN SHEET



Model Number: P-4430, P-4420

* Note: Please specify finish/color when ordering.

	ITEM #	DESCRIPTION
A	OP-660008*	1.75 GPM Handheld Showerhead
A	OP-660009*	1.5 GPM Handheld Showerhead
B	OP-460008*	60" SST Hose
C	OP-460020*	Vacuum Breaker
D1	OP-460006*	Drop Ell (For P-4430)
D2	OP-460013*	Two Way Diverter (For P-4420)
E	OP-560001	Mounting Kit
F	OP-460024*	Mount
G	OP-460010*	24" Slide Bar
H	X-5900010	2.5mm Allen Wrench
1	OP-460025	Washer

