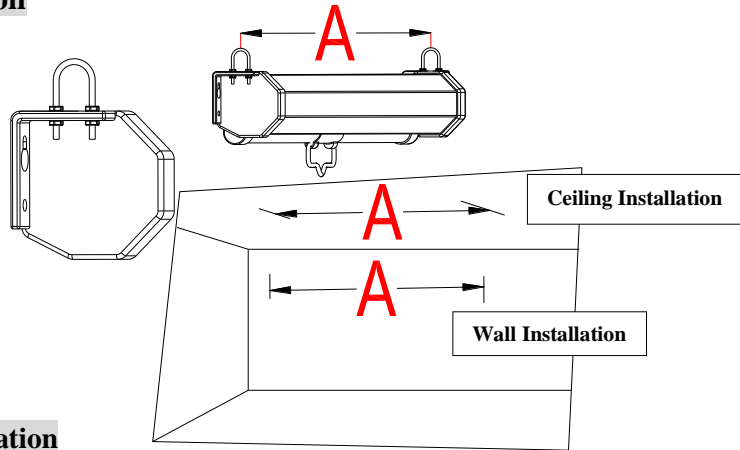


*This is only a quick reference user guide. The end caps shape may not be exact on your manual screen. Please visit our website for a more detailed USER GUIDE for your Manual Screen series*

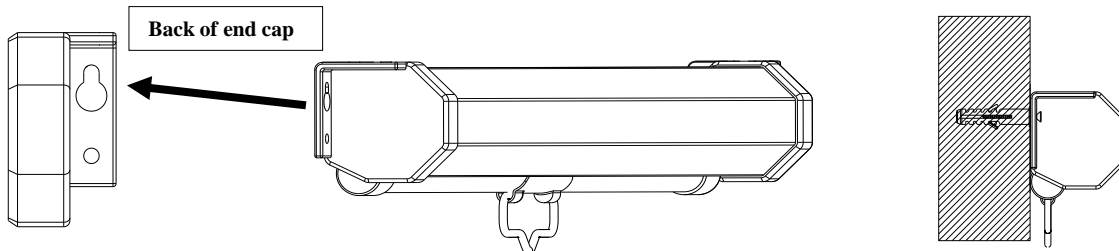
# Manual/Manual B/Manual (SRM) Pro Series

## QUICK USER'S GUIDE

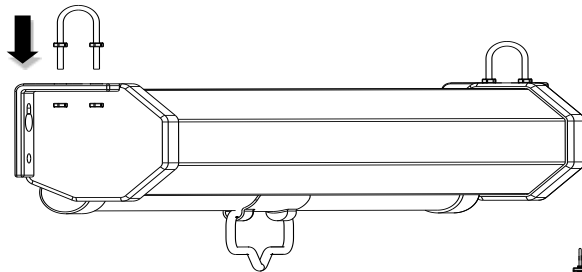
### 1. Screen Installation



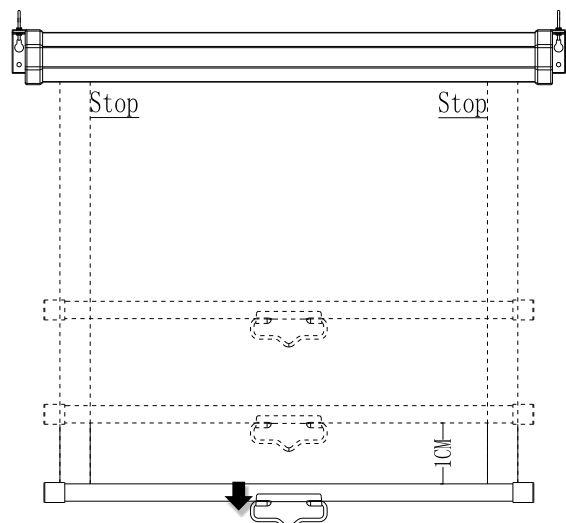
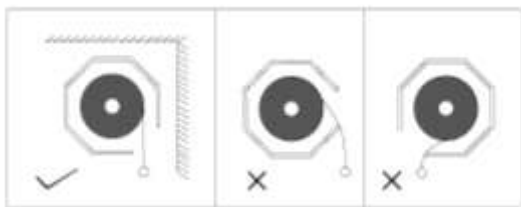
### 2. Flush Wall Installation



### 3. Ceiling Installation



### 4. Screen Operation



**Attention:** *Always release at a 90-degree angle and do not let go until the screen is entirely inside the housing. To unlock and retract the screen, carefully yank the screen straight down with a little force.*

For More Information or tech support, please visit [www.elitescreens.com](http://www.elitescreens.com)

# On-Line User Guide or Download

线上说明书或下载 / 線上說明書或下載  
オンラインユーザーマニュアル / ダウンロード  
Manual del usuario on-line o descargar  
On-Line-Benutzerhandbuch oder Herunterladen  
Manuel de l'utilisateur en ligne ou télécharger  
On-Line manuale d'uso o download  
ออนไลน์ ใช้คู่มือ หรือ ดาวน์โหลด  
On-Line Руководство пользователя или скачать  
On-line Manual de utilizare sau de descărcare  
Hướng dẫn sử dụng trực tuyến hay tải xuống  
تحميل أو الممسد تخدم دل ىل ال خط على  
ऑन लाइन उपयोगकर्ता के मैनुअल या डाउनलोड  
온라인 사용자 설명서 또는 다운로드  
On-Line Instrukcja obsługi lub pobierania  
On-Line Manual do Usuário ou Download  
Buku Panduan Online atau unduh

[www.elitescreens.com/UG](http://www.elitescreens.com/UG)

