

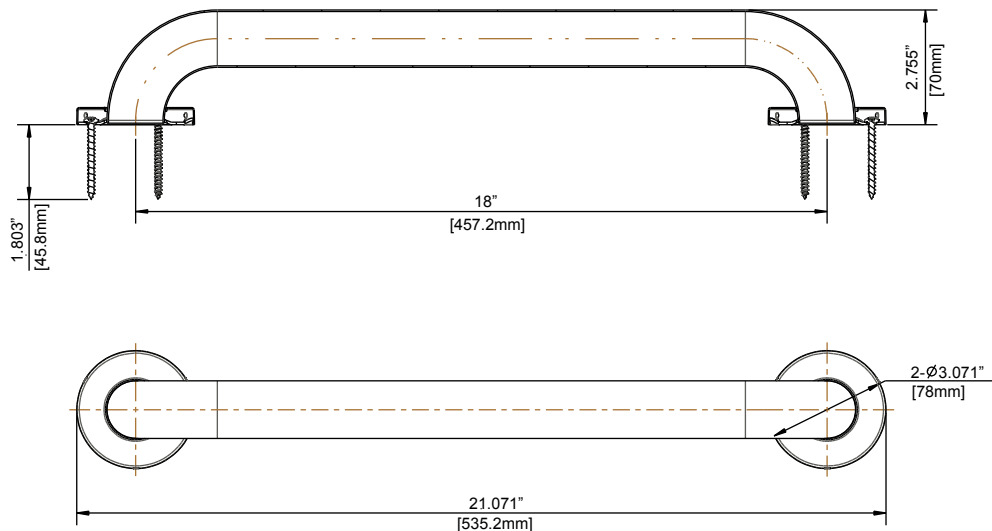
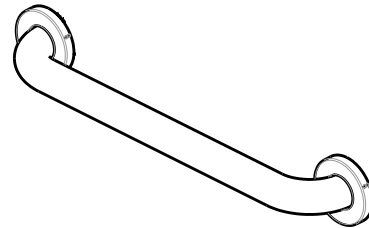
Combo Model#	Separated Lota Model#
20135-03202-88	20135-03202-18
	20135-03202-36

18 in.x1-1/4 in.Concealed Screw Grab Bar

MODEL	SKU#	FINISH
20135-03202-18	206767718	BSS(Brushed Stainless Steel)

FEATURES

- 21.07"L x 3.07"W x 2.99"H
- Wings compatible flange for stud-less installation (not included, model # TB-WINGIT-RES)
- Supports up to 500 lbs. with studs
- Concealed screw mount with brushed stainless steel finish
- Mounting hardware included
- ADA Compliant
- Limited Lifetime Warranty



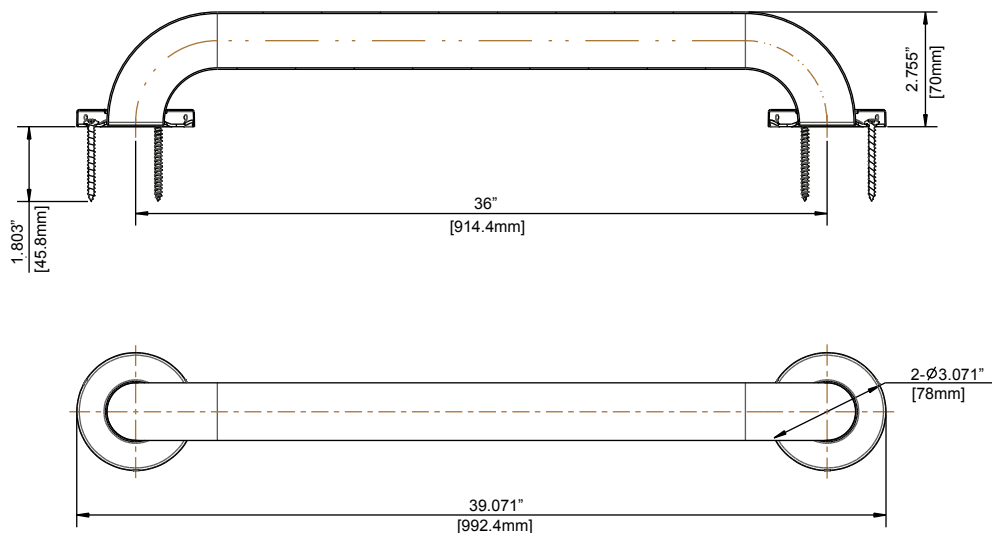
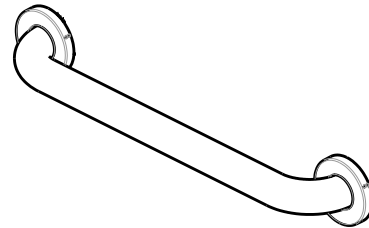
INSTALLATION DIMENSIONS

36 in.x1-1/4 in.Concealed Screw Grab Bar

MODEL	SKU#	FINISH
20135-03202-36	206767689	BSS(Brushed Stainless Steel)

FEATURES

- 39.07"L x 3.07"W x 2.99"H
- Wings compatible flange for stud-less installation (not included, model # TB-WINGIT-RES)
- Supports up to 500 lbs. with studs
- Concealed screw mount with brushed stainless steel finish
- Mounting hardware included
- ADA Compliant
- Limited Lifetime Warranty



INSTALLATION DIMENSIONS