



VINYL WINDOWS AND DOORS



70 Series & 50 Series
Windows & Doors





Quality you expect from a brand you can trust.

American Craftsman vinyl windows and patio doors offer energy efficiency, low maintenance and affordability along with the confidence and peace of mind that includes a limited lifetime warranty.

No matter if you're replacing existing windows or adding windows in a remodel or new construction project, windows from American Craftsman by Ply Gem can provide better insulation and reduce your energy bill, with a variety of styles and options to choose from designed for both performance and good looks.



70 Series Pro Double Hung Windows



70 SERIES

Classic styling for enhanced curb appeal.

The premium quality 70 Series windows and doors feature an enhanced design with wider profiles to emulate the look of traditional wood windows, and a decorative exterior frame for added curb appeal. The premium hardware provides security and dual weatherstripping offers protection against dust, wind and water. Available in many styles with a variety of colors, grille patterns and ENERGY STAR® certified glass options.

Optional for coastal areas, includes impact-resistant glass and structural reinforcements to help protect your home from the harshest coastal conditions.



The Pro Double Hung Replacement Window

The Pro Double Hung replacement window has the same premium quality and features as the other 70 Series windows, however, it has a unique frame with a classic look.



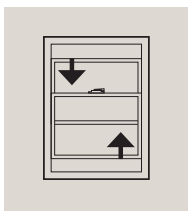
50 SERIES

Simplified design for the budget-minded.

50 Series products offer affordability without sacrificing quality. With a simplified design that maximizes light and view for a more contemporary look, these products are low maintenance inside and out and are ENERGY STAR® certified with select glass options. Dual weatherstripping helps seal out dust, wind and water.

A range of styles make it easy to find what's right for you.

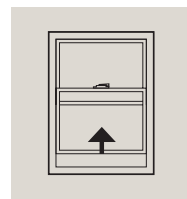
70 Series Double Hung Windows



Double Hung

Two operating sashes move up and down to allow ventilation from both top and bottom, while both sash tilt-in for easy cleaning.


AVAILABLE ON THE 70 SERIES AND 50 SERIES



Single Hung

Bottom sash moves up and down to allow ventilation and tilts in for easy cleaning.

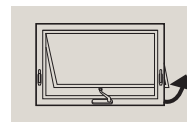
AVAILABLE ON THE 70 SERIES AND 50 SERIES



Casement

Hinged on the side and open outward to the left or right, allowing for full top to bottom venting.


AVAILABLE ON THE 70 SERIES



Awning

Open outward from the bottom for ventilation and protection from rain.

AVAILABLE ON THE 70 SERIES



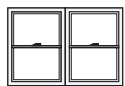
Gliding

Sash slides horizontally for ventilation.

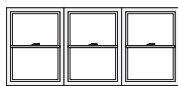
AVAILABLE ON THE 70 SERIES AND 50 SERIES

Enhance your view.

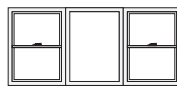
Specialty windows are stationary and do not operate. They are available in a variety of shapes and sizes. For even more dramatic style and a grander view, create window combinations by placing various shapes and sizes together.



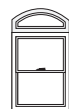
Twin Double Hung



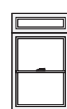
Triple Double Hung



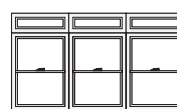
Picture Window with Double Hung Flankers



Equal Leg Arch Over Double Hung




Transom Over Double Hung



Triple Transom Over Triple Double Hung




Half Circle Over Double Hung




Half Circle Over Twin Double Hung



Quarter Circle Over Double Hung



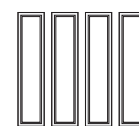
Half Circle Over Triple Double Hung



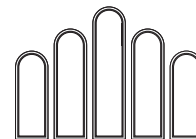
Quarter Circles, Palladian, Double Hung and Picture Window



Equal Leg Arch Over Triple Double Hung



Picture Windows



Palladian Windows

Glass options for the performance you need.

GLASS TYPE	DESCRIPTION
Low-E	Reflects heat in summer and retains heat during winter. Ideal for all climates.
Low-E^{LS}	Reflects heat in summer and retains heat during winter, while filtering harmful UV rays.
Low-E^{SC}	Adds a subtle tint that blocks out the sun's heat and UV rays. Great for warmer climates.
Low-E^{PS}	Allows the sun's warmth in. Perfect for colder climates
Low-E2+^{PS}	Adds a special coating that helps to reflect the heat that escapes your home. Ideal for cold climates.
StormDefense	Impact resistant glass and structural upgrades that protect from damaging coastal weather. The insulating air space helps to keep homes cool in warm weather.

DID YOU KNOW?

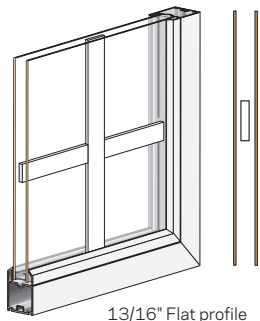
Argon gas can be added to any of the American Craftsman glass options to increase insulation and performance even more.



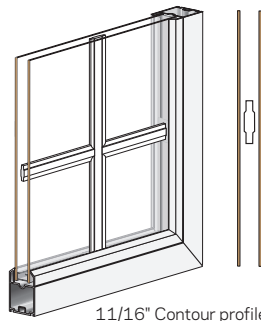
Grille Options

Grilles-between-the-glass

Grilles-between-the-glass add style to your windows and doors and make cleaning easy.



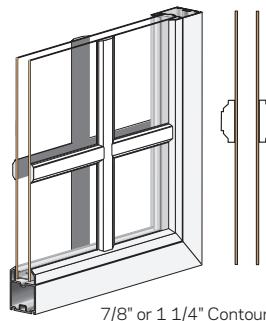
13/16" Flat profile



11/16" Contour profile

Simulated divided light

Grilles are permanently applied to the glass, providing a more authentic look.



7/8" or 1 1/4" Contour profile



70 Series Gliding Patio Door with Built-In Blinds

70 SERIES

Gliding Patio Door

Premium quality with an enhanced, classic design. Multi-point lock system with exterior keyed lock gives enhanced security.

Hardware:

Includes exterior keyed lock



Standard



Optional: Satin Nickel



Optional for coastal areas



50 Series Gliding Patio Door with Built-In Blinds

50 SERIES

Gliding Patio Door

Designed with flexibility to match your project and budget. Optional keyed lock.

Hardware:



Standard







Optional with exterior keyed lock: Satin Nickel

70 SERIES + 50 SERIES FEATURES:

- Low-maintenance vinyl never needs painting
- Precision ball-bearing rollers
- Steel-reinforced construction adds strength and durability
- Available with built-in blinds

Options that make our windows your own.

WINDOW & DOOR FEATURES	WINDOWS						DOORS				
	70 Series Pro Double Hung	70 Series Double Hung	70 Series Single Hung	70 Series Casement	70 Series Awning	70 Series Gliding	50 Series Double Hung	50 Series Single Hung	50 Series Gliding	70 Series Gliding Patio Door	50 Series Gliding Patio Door
EXTERIOR/INTERIOR COLOR*											
 White	●	●	●	●	●	●	●	●	●	●	●
 Beige	●	●	●	●	●	●	●	●	●	●	●
 Sandstone	●	●	●	●	●	●				●	
 Dark Bronze*	●	●	●	●	●	●				●	●
FRAME TYPE											
Insert <i>(Replacement)</i>	●			●	●	●	●	●	●		
Nailing Flange <i>(New Construction)</i>		●	●	●	●			●	●		●
Nailing Flange with J-Channel <i>(New Construction)</i>		●	●	●	●	●				●	
Masonry Flange <i>(Replacement/New Construction)</i>			●					●			
GRILLES & BLINDS											
Simulated Divided Light	●	●		●	●	●**				●	
Grilles Between the Glass	●	●	●	●	●	●	●	●	●	●	●
Built-in blinds										●	●
STORMDEFENSE™ PROTECTION		●	●	●	●	●***				●	
CUSTOM SIZES	●	●	●	●	●		●	●		●	

* Dark bronze exterior units come with white interiors.
 ** Simulated divided light only available with replacement frame.
 *** StormDefense only available with replacement frame.



70 Series Casement and Picture Windows

American Craftsman[®]

by  **Ply Gem[®]** WINDOWS • DOORS

Visit AmericanCraftsmanWindows.com



Many American Craftsman windows and patio doors have options that make them ENERGY STAR[®] v. 6.0 certified throughout the U.S.

"Energy Star" is a registered trademark of the U.S. Environmental Protection Agency.
The Home Depot is a trademark of Home Depot Product Authority, LLC or its affiliates.
Ply Gem[®], American Craftsman[®] and the stylized "P" are trademarks of Ply Gem Industries, Inc or its affiliates.
©2019 American Craftsman Windows, LLC 7311182221101/RevA/MS/PMG/1218

Sold exclusively at
The Home Depot[®]



D3054603-02E