

STOP READ ENTIRE LABEL BEFORE USE.

SHAKE WELL BEFORE USING • AGITE BIEN ANTES DE USAR

DIRECTIONS FOR USE

It is a violation of Federal law to use this product in a manner inconsistent with its labeling.

Apply this product only as specified on this label.

To Use This Product Correctly

DO NOT USE MORE THAN ONE FOGGER PER ROOM.

General Precautions and Restrictions

Do not use in small, enclosed spaces such as closets and cabinets or under counters or tables. Use of a fogger in an enclosed space may cause the product to explode, resulting in injury to people or damage to property. Do not apply this product in a way that will contact any person or pet, either directly or through drift. Keep people and pets out of the area during treatment. Do not allow adults, children or pets to enter the treated area until vapors, mists and aerosols have dispersed and the treated area has been thoroughly ventilated. Cover any water inhabited by fish (such as aquariums and ornamental fish ponds) during treatment, and turn aquarium systems off. Do not apply when food is present. Exposed food should be covered or removed. All food-preparation surfaces and utensils should be covered during treatment or thoroughly washed before use. Do not use in greenhouses where plants are grown for food. Do not apply directly into sewers or drains, or to any area like floor drains where drainage to storm sewers, water bodies or aquatic habitat can occur. Do not allow the product to enter any drain during or after application. Exit area immediately and remain outside the treated area until the area is thoroughly ventilated and until aerosols, vapors or mists have dispersed. Wait two hours after application, then open windows, vents and doors for two hours. If an odor is detected, additional ventilation is required.

Does not control bed bugs.

BEFORE YOU FOG • 1. OPEN cabinets, cupboards, drawers, closets and doors in areas to be treated. **2. REMOVE** or cover exposed foods, dishes, utensils, food-processing equipment and surfaces. **REMOVE** pets and birds and **COVER** and turn off air flow systems in aquariums. **REMOVE** or **COVER** children's and pet toys. **3. CLOSE** outside doors and windows. **SHUT OFF** fans and air conditioners and temporarily disconnect smoke alarms.

TO START FOGGING • 1. Place a chair, table or stand in the center of the room to be fogged. Cover with several layers of newspaper or paper towels. **2. SHAKE WELL BEFORE USING.** Tilt sprayer AWAY from face (fogger can sprays up). Press valve all the way down, hooking the catch. Do not inhale the spray mist. Set fogger on newspapers or paper towels and leave premises immediately. **3.** Close door(s) and hang "Fogger in Use" tag on doorknob. **KEEP TREATED AREA CLOSED AND DO NOT RE-ENTER FOR AT LEAST TWO HOURS.** Keeping area sealed for a longer period of time will enhance fogger performance.

Vacate the treated house, individual apartment unit or other structure immediately.

AFTER FOGGING • AIRING OUT: BEFORE REOCCUPYING THE AREA, OPEN ALL DOORS AND WINDOWS, TURN ON AIR CONDITIONER AND FANS AND ALLOW TREATED AREA TO AIR OUT FOR TWO HOURS. Turn on smoke alarms and aquariums.

NOTE: When treating for fleas or ticks, clean and treat pet sleeping areas. Also treat dogs and cats with a flea and tick control product registered for use on pets before allowing them to enter the treated areas.

STORAGE AND DISPOSAL

Storage: Store in cool, dry area away from heat or open flame. Do Not Puncture or Incinerate!

Disposal: If empty: Place in trash or offer for recycling if available. **If partly filled:** Call your local solid waste agency for disposal instructions.

PRECAUTIONARY STATEMENTS

Hazards to Humans and Domestic Animals

CAUTION. Avoid contact with skin and clothing. Wash thoroughly with soap and water after handling and before eating, drinking, chewing gum, using tobacco or using the toilet. Remove clothing immediately if pesticide gets inside. Then wash thoroughly and put on clean clothing. Breathing spray mist may be harmful.

First Aid

If on Skin or Clothing: Take off contaminated clothing. Rinse skin immediately with plenty of water for 15-20 minutes. Call a Poison Control Center or doctor for treatment advice.

If Swallowed: Immediately call a Poison Control Center or doctor. Do not induce vomiting unless told to do so by a Poison Control Center or doctor. Do not give any liquid to the person. Do not give anything by mouth to an unconscious person.

Have the product container or label with you when calling a Poison Control Center or doctor, or going for treatment. You may also contact 1-800-917-5431 for emergency medical treatment information.

NOTE TO PHYSICIAN: Contains petroleum distillate - vomiting may cause aspiration pneumonia.

Physical or Chemical Hazards

Contents under pressure. Do not use or store near heat or open flame. Do not puncture or incinerate container. Exposure to temperatures above 130°F may cause bursting.

NOTICE: To the extent consistent with applicable law, buyer assumes all responsibility for safety and use not in accordance with directions.

Questions or Comments? Call 1-800-917-5431 or visit our website at www.hotshot.com

Distributed by Spectrum Group, Division of United Industries Corporation

PO Box 142642, St. Louis, MO 63114-0642

EPA Reg. No. 9688-252-8845

EPA Est. Nos. 9688-MO-1 (U), 3657-WI-2 (BU), 58996-MO-1 (E)

Circled letter is first letter of lot number. 17-16724 © 2017 UIC DOT 20



Federal regulations prohibit CFC propellants in aerosols.

HOT SHOT



NO-MESS! FOGGER₃

WITH
ODOR NEUTRALIZER
Nebulizador con neutralizador de olores₃

**ONE CAN TREATS 2000 CUFT
OF UNOBSTRUCTED AREA**

(APPROXIMATELY 15.5 ft x 16 ft x 8 ft CEILING)

**ESPAÑOL: Para instrucciones y advertencias
en español, vea dentro de la caja.
Si no tiene una caja, llame al 1-800-917-5431.**

Active Ingredients:
Tetramethrin.....0.20%
Cypermethrin.....0.86%
Piperonyl butoxide.....0.50%
Other Ingredients*.....98.44%
Total.....100.00%
*Contains petroleum distillates.

Net Wt 1.2 oz (34 g)

For Indoor Household/Residential Use Only.

KEEP OUT OF REACH OF CHILDREN

CAUTION See back for additional
precautionary statements.

Solo para uso doméstico/residencial en espacios interiores.

MANTÉNGASE FUERA DEL ALCANCE DE LOS NIÑOS

PRECAUCIÓN Consulte dentro de la caja para conocer
las declaraciones preventivas adicionales.

GUARANTEED TO WORK, OR YOUR MONEY BACK*

INSTRUCCIONES EN ESPAÑOL DENTRO DE LA CAJA

HOT SHOT

NO-MESS! FOGGER₃ WITH ODOR NEUTRALIZER

Nebulizador con neutralizador de olores₃



INSTRUCCIONES EN ESPAÑOL DENTRO DE LA CAJA

HOT SHOT

NO-MESS! FOGGER₃ WITH ODOR NEUTRALIZER

Nebulizador con neutralizador de olores₃

STORAGE AND DISPOSAL

Storage: Store in cool, dry area away from heat or open flame. Do Not Puncture or Incinerate!

Disposal: If empty: Place in trash or offer for recycling if available. **If partly filled:** Call your local solid waste agency for disposal instructions.

PRECAUTIONARY STATEMENTS

Hazards to Humans and Domestic Animals

CAUTION. Avoid contact with skin and clothing. Wash thoroughly with soap and water after handling and before eating, drinking, chewing gum or using tobacco or using the toilet. Remove clothing immediately if pesticide gets inside. Then wash thoroughly and put on clean clothing. Breathing spray mist may be harmful.

First Aid

If on Skin or Clothing: Take off contaminated clothing. Rinse skin immediately with plenty of water for 15-20 minutes. Call a Poison Control Center or doctor for treatment advice.

If Swallowed: Immediately call a Poison Control Center or doctor. Do not induce vomiting unless told to do so by a Poison Control Center or doctor. Do not give any liquid to the person. Do not give anything by mouth to an unconscious person.

Have the product container or label with you when calling a Poison Control Center or doctor, or going for treatment. You may also contact 1-800-917-5431 for emergency medical treatment information.

NOTE TO PHYSICIAN: Contains petroleum distillate - vomiting may cause aspiration pneumonia.

Physical or Chemical Hazards

Contents under pressure. Do not use or store near heat or open flame. Do not puncture or incinerate container. Exposure to temperatures above 130°F may cause bursting.

HOT SHOT



NO-MESS! FOGGER₃ WITH ODOR NEUTRALIZER

Nebulizador con neutralizador de olores₃

**DEEPER REACHING
DRY FOG FORMULA**

KEEPS ON KILLING UP TO 6 WEEKS*
Kills On Contact†

Non-Staining • No Oily Residue • No Lingering Odor

Sigue matando hasta por 6 semanas* - Mata al contacto†

*En superficies no porosas: excluyendo las cucarachas americanas, las hormigas bravas y las hormigas faraónicas.

GUARANTEED TO WORK, OR YOUR MONEY BACK*

NO NEED TO TURN OFF PILOT LIGHTS DRY FOG KILLS HIDDEN BUGS

Sin necesidad de apagar las fuentes de fuego
La niebla seca mata los insectos ocultos

ONE CAN TREATS
2,000 CU FT OF
UNOBSTRUCTED SPACE
(Approximately 15.5 ft x 16 ft x 8 ft ceiling)

CONTAINS
3
(1.2 OZ) FOGGERS



For Indoor Household/Residential Use Only.
Solo para uso doméstico/residencial en espacios interiores.

Active Ingredients:

Tetramethrin	0.20%
Cypermethrin	0.86%
Piperonyl butoxide	0.50%
Other Ingredients**	98.44%
Total	100.00%

**Contains petroleum distillates

**KEEP OUT OF REACH OF CHILDREN
CAUTION** See side panel for additional precautionary statements.

**MANTÉNGASE FUERA DEL ALCANCE DE LOS NIÑOS
PRECAUCIÓN** Consulte dentro de la caja para conocer las declaraciones preventivas adicionales.

INSTRUCCIONES EN ESPAÑOL DENTRO DE LA CAJA

*For terms of guarantee, see bottom panel.

†On non-porous surfaces; excluding American cockroaches, fire ants and pharaoh ants

**Total Net Wt
3.6 oz (102 g)**

PROOF OF PURCHASE

FPO UPC

0 71121 20177 5

Distributed by Spectrum Group
Division of United Industries Corporation
PO Box 142642
St. Louis, MO 63114-0642

EPA Reg. No. 9688-252-8845
EPA Est. No. 9688-MO-1
16-12373 © 2017 UIC



Federal regulations prohibit CFC propellants in aerosols.



Questions or Comments?
Call 1-800-917-5431 or visit our website at www.hotshot.com

*GUARANTEE

If you are not satisfied with this product for any reason, send your written request for a refund to the address above, together with the original dated store receipt showing the price you paid. Please allow 6-8 weeks for processing.

INSTRUCCIONES EN ESPAÑOL
DENTRO DE LA CAJA



NO-MESS!
FOGGER₃
WITH
ODOR NEUTRALIZER
Nebulizador con neutralizador de olores.

Hot Shot® No-Mess!™ Fogger₃ with Odor Neutralizer creates an extremely fine, dry penetrating fog that stays airborne and reaches deep into cracks, crevices and under furniture and appliances to flush out and kill hidden bugs on contact. When used as directed, the odorless, non-staining dry fog will not harm drapes, upholstery, fabrics, carpeting, bedspreads, floor tiles, wood floors, linens, furniture, walls, clothing, ceilings, shades or blinds. Kills both flying and crawling insects on contact and keeps killing for weeks.

QUICK FACTS

- Deeper reaching dry fog technology
- Non-staining, odorless, no messy residue
- Coverage: Each can covers 2,000 cu ft of unobstructed space (15.5 ft x 16 ft with 8 ft ceiling)

KILLS

- Black Carpet Beetles
- Brown Dog Ticks
- Carpenter Ants
- Crickets
- Earwigs
- Firebrats
- Fleas
- Gnats
- Houseflies
- Mosquitoes
- Palmetto Bugs
- Pillbugs
- Rice Weevils
- Roaches
- Saw Toothed Grain Beetles
- Silverfish
- Small Flying Moths
- Spiders
- Waterbugs

Does not control Bed Bugs.

FOR USE IN

enclosed spaces such as:

- Apartments
- Attics
- Barns
- Basements
- Boat Cabins
- Cabins
- Campers
- Crawl Spaces
- Garages
- Homes
- Households
- Sheds
- Storage Areas
- Trailers

STOP READ ENTIRE LABEL BEFORE USE.

DIRECTIONS FOR USE

It is a violation of Federal law to use this product in a manner inconsistent with its labeling. • Apply this product only as specified on this label.

To Use This Product Correctly

DO NOT USE MORE THAN ONE FOGGER PER ROOM.



General Precautions and Restrictions

Do not use in small, enclosed spaces such as closets and cabinets or under counters or tables. Use of a fogger in an enclosed space may cause the product to explode, resulting in injury to people or damage to property. Do not apply this product in a way that will contact any person or pet, either directly or through drift. Keep people and pets out of the area during treatment. Do not allow adults, children or pets to enter the treated area until vapors, mists and aerosols have dispersed and the treated area has been thoroughly ventilated. Cover any water inhabited by fish (such as aquariums and ornamental fish ponds) during treatment, and turn aquarium systems off. Do not apply when food is

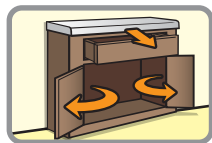
present. Exposed food should be covered or removed. All food-preparation surfaces and utensils should be covered during treatment or thoroughly washed before use. Do not use in greenhouses where plants are grown for food. Do not apply directly into sewers or drains, or to any area like floor drains where drainage to storm sewers, water bodies or aquatic habitat can occur. Do not allow the product to enter any drain during or after application. Exit area immediately and remain outside the treated area until the area is thoroughly ventilated and until aerosols, vapors or mists have dispersed.

Wait two hours after application, then open windows, vents and doors for two hours. If an odor is detected, additional ventilation is required.

Does not control bed bugs.




BEFORE YOU FOG



- 1. OPEN** cabinets, cupboards, drawers, closets and doors in areas to be treated.




- 2. REMOVE** or cover exposed foods, dishes, utensils, food-processing equipment and surfaces. **REMOVE** pets and birds and **COVER** and turn off air flow systems in aquariums. **REMOVE** or **COVER** children's and pet toys.




- 3. CLOSE** outside doors and windows. **SHUT OFF** fans and air conditioners and temporarily disconnect smoke alarms.

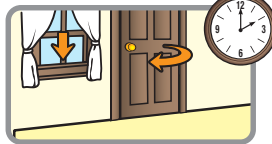
TO START FOGGING



- 1** Place a chair, table or stand in the center of the room to be fogged. Cover with several layers of newspaper or paper towels.




- 2. SHAKE WELL BEFORE USING.** Tilt sprayer AWAY from face (fogger can sprays up). Press valve all the way down, hooking the catch. Do not inhale the spray mist. Set fogger on newspapers or paper towels and leave premises immediately.



- 3.** Close door(s) and hang "Fogger in Use" tag on doorknob. **KEEP TREATED AREA CLOSED AND DO NOT RE-ENTER FOR AT LEAST TWO HOURS.** Keeping area sealed for a longer period of time will enhance fogger performance. **Vacate the treated house, individual apartment unit or other structure immediately.**

AFTER FOGGING



AIRING OUT: BEFORE REOCCUPYING THE AREA, OPEN ALL DOORS AND WINDOWS, TURN ON AIR CONDITIONER AND FANS AND ALLOW TREATED AREA TO AIR OUT FOR TWO HOURS. Turn on smoke alarms and aquariums.

NOTE: When treating for fleas or ticks, clean and treat pet sleeping areas. Also treat dogs and cats with a flea and tick control product registered for use on pets before allowing them to enter the treated areas.



LEA TODA LA ETIQUETA ANTES DE USAR.

MODO DE EMPLEO

Se considera una violación a la ley federal usar este producto de una manera que no sea la indicada en la etiqueta. • **Aplique este producto solo como se especifica en esta etiqueta.**

Cómo usar este producto correctamente

NO USE MÁS DE UN NEBULIZADOR POR HABITACIÓN.



Precauciones y restricciones generales

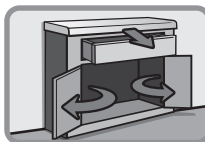
No lo use en espacios pequeños y cerrados, como closets y gabinetes, ni debajo de cubiertas de cocina ni mesas. El uso de un nebulizador en un espacio cerrado puede causar que el producto explote y provoque lesiones a las personas o daños a la propiedad. No aplique este producto de modo que entre en contacto con personas ni mascotas, ya sea directamente o por arrastre. Mantenga a las personas y las mascotas fuera de la zona durante el tratamiento. No permita que los adultos, los niños ni las mascotas entren a la zona tratada hasta que los vapores, nieblas y aerosoles se hayan dispersado y la zona tratada se haya ventilado bien. Cubra cualquier depósito de agua con peces (como peceras y estanques ornamentales de peces) durante el tratamiento, y apague las peceras. No lo aplique cuando haya alimentos cerca. Los alimentos expuestos se deben retirar o cubrir. Todas las superficies y utensilios de preparación de

alimentos se deben cubrir durante el tratamiento o se deben lavar muy bien antes de usar. No lo use en invernaderos donde se cultiven plantas para alimento. No lo aplique directamente a alcantarillas o drenajes, así como a cualquier área que un desageo en el piso en la que pueda producirse el drenaje a alcantarillas pluviales, masas de agua o hábitats acuáticos. No permita que el producto entre en ningún drenaje durante o después de su aplicación. Salga de la zona inmediatamente y permanezca fuera de la zona tratada hasta que se ventile bien y los aerosoles, vapores o nieblas se hayan dispersado. Espere dos horas después de la aplicación y abra las ventanas, los respiraderos y las puertas por dos horas más. Si se detecta algún olor, se requiere ventilación adicional.

No controla las chinches de cama.



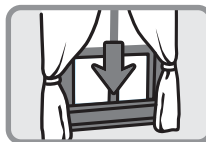
ANTES DE APLICAR LA NIEBLA



1. ABRA los gabinetes, alacenas, gavetas, closets y puertas en las zonas a tratar.

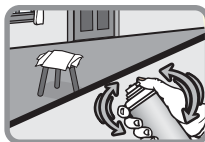


2. RETIRE o cubra los alimentos, platos, utensilios, superficies y equipos de preparación de alimentos expuestos. **RETIRE** las mascotas y las aves y **CUBRA** y apague los sistemas de flujo de aire de las peceras. **RETIRE** o **CUBRA** los juguetes de niños y mascotas.

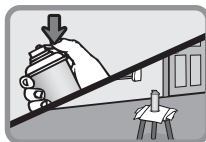


3. CIERRE las puertas y ventanas exteriores. **APAGUE** los ventiladores y aparatos de aire acondicionado y desconecte temporalmente las alarmas de humo.

PARA COMENZAR A APLICAR LA NIEBLA



1. Coloque una silla, mesa o plataforma en el centro de la habitación que se va a tratar. Cubra con varias capas de periódicos o toallas de papel.



2. **AGITE BIEN ANTES DE USAR.** Incline el rociador LEJOS de la cara (la niebla sale hacia arriba). Presione la válvula hasta el final, engancho la traba. No inhale la niebla del rociador. Coloque el nebulizador sobre periódicos o toallas de papel y abandone el lugar de inmediato.



3. Cierre la(s) puerta(s) y cuelgue la etiqueta "Nebulizador en uso" en la manija de la puerta. **MANTENGA CERRADA LA ZONA TRATADA Y NO VUELVA A INGRESAR POR UN PERIODO DE POR LO MENOS DOS HORAS.** Mantener la zona tratada cerrada por más tiempo mejorará el rendimiento del nebulizador. **Salga inmediatamente de la casa, apartamento u otra estructura tratada.**

DESPUÉS DE APLICAR LA NIEBLA



VENTILACIÓN: ANTES DE VOLVER A OCUPAR LA ZONA, ABRA TODAS LAS PUERTAS Y VENTANAS, ENCIENDA EL AIRE ACONDICIONADO Y LOS VENTILADORES Y DEJE VENTILAR LA ZONA TRATADA DURANTE DOS HORAS. Encienda las alarmas de humo y las peceras. **NOTA:** Cuando el tratamiento sea para eliminar pulgas o garrapatas, limpie y trate las zonas donde duerme la mascota. Además aplique a los perros y gatos un producto para el control de pulgas y garrapatas de uso autorizado antes de permitirles ingresar en las zonas tratadas.

El Nebulizador con neutralizador de olores, de Hot Shot® No-Mess!™ produce una niebla muy fina y seca que permanece en el aire y penetra profundamente en grietas y rajaduras, debajo de muebles y electrodomésticos, para sacar de su escondite y matar al contacto a los insectos. Cuando se usa de acuerdo a las instrucciones, la niebla seca, inodora, que no mancha no daña cortinas, tapicería, telas, alfombrados, cubrecamas, baldosas, pisos de madera, ropa de cama, muebles, paredes, ropa, cielorrasos, persianas ni cortinas de enrollar. Mata insectos voladores y rastros al contacto y continúa matando durante semanas.

DATOS RÁPIDOS

- Tecnología de niebla seca de alcance más profundo
- Residuo inodoro, que no mancha ni necesita limpieza
- Cobertura: Cada lata alcanza para cubrir 2,000 pies cúbicos de espacio libre (15.5 pies x 16 pies con techo de 8 pies de altura)

MATA

- Escarabajos negros de las alfombras
- Garrapatas marrones del perro
- Gorgojos carpinteras
- Grillos
- Tijeretas
- Tisanuros
- Pulgas
- Jejenes
- Moscas domésticas
- Mosquitos
- Cucarachas de caño
- Cochinillas
- Gorgojos del arroz
- Cucarachas
- Carcomas dentadas
- Lepismas
- Pequeñas polillas voladoras
- Arañas
- Chinches de agua

No controla las chinches de cama.

PARA USAR EN

espacios cerrados como:

- Apartamentos
- Áticos
- Graneros
- Sótanos
- Camarotes de embarcación
- Cabañas
- Campers
- Tüneles de servicio
- Cocheras
- Casas
- Uso doméstico
- Cobertizos
- Áreas de almacenamiento
- Remolques

NOTA: Hasta el grado que sea compatible con la legislación pertinente, el comprador asume toda la responsabilidad para seguridad y uso que no estén de acuerdo con las instrucciones.



¿Preguntas o comentarios? Llame al 1-900-917-5431.



NO-MESS! FOGGER₃

WITH
ODOR NEUTRALIZER

Nebulizador con neutralizador de olores₃



Save For Future Use/Guarde para uso futuro

Save For Future Use/Guarde para uso futuro

ALMACENAMIENTO Y ELIMINACIÓN

Almacenamiento: Guarde en un lugar fresco y seco, lejos de fuentes de calor o del fuego.

¡No lo perforo ni incinere!

Eliminación: Si está vacío: Tirelo en la basura u ofrézcalo para reciclar, si existe esa opción. **Si está parcialmente vacío:** Llame a su servicio de eliminación de desechos más cercano para obtener instrucciones de eliminación.

DECLARACIONES PREVENTIVAS

Riesgos para los seres humanos y los animales domésticos

PRECAUCION. Evite el contacto con la piel y la ropa. Lávese muy bien con agua y jabón después de manipularlo y antes de comer, beber, masticar chicle, usar tabaco o usar el baño. Quitele inmediatamente la ropa si el pesticida pasa a través de la misma. Luego lávese muy bien y póngase ropa limpia. Respirar la niebla del rocio puede ser nocivo.

Primeros Auxilios

Si entra en contacto con la piel o la ropa: Quitele la ropa contaminada. Lave inmediatamente la piel con abundante agua durante 15 a 20 minutos. Llame a un centro de control de envenenamientos o a un médico para recibir instrucciones de tratamiento.

Si se ingiere: Llame inmediatamente a un centro de control de envenenamientos o a un médico. No induzca el vómito a menos que así se lo indique un centro de control de envenenamientos o un médico. No administre nada de líquido a la persona. No administre nada por la boca a una persona que haya perdido el conocimiento.

Cuando llame a un centro de control de envenenamientos o a un médico, o intente obtener tratamiento, tenga a la mano el envase o la etiqueta del producto. También puede llamar al 1-800-917-5431 para obtener información acerca del tratamiento médico de urgencia.

NOTA PARA EL MEDICO: Contiene destilados de petróleo; los vómitos pueden causar neumonía por aspiración.

Riesgos Físicos o Químicos

Contenido bajo presión. No lo use ni guarde cerca de una fuente de calor ni del fuego. No perforo ni incinere el envase. La exposición a temperaturas superiores a 130°F puede causar explosiones.



NO-MESS! FOGGER₃

WITH
ODOR NEUTRALIZER

Nebulizador con neutralizador de olores₃

Fill out and place hangtag on the door to the treated area to alert family and others with access to the treated area not to enter for two hours.

Total Release Fogger Use Area

Treated with Hot Shot® No-Mess!TM Fogger₃ with Odor Neutralizer

Complete y coloque la etiqueta colgante en la puerta de la zona tratada para avisar a la familia y otras personas con acceso a la zona tratada que no entren durante dos horas.

Zona de uso de Nebulizador de liberación total

Tratado con Nebulizador con neutralizador de olores, de Hot Shot® No-Mess!TM



NO-MESS! FOGGER₃

WITH
ODOR NEUTRALIZER

Nebulizador con neutralizador de olores₃

Fill out and place hangtag on the door to the treated area to alert family and others with access to the treated area not to enter for two hours.

Total Release Fogger Use Area

Treated with Hot Shot® No-Mess!TM Fogger₃ with Odor Neutralizer

Complete y coloque la etiqueta colgante en la puerta de la zona tratada para avisar a la familia y otras personas con acceso a la zona tratada que no entren durante dos horas.

Zona de uso de Nebulizador de liberación total

Tratado con Nebulizador con neutralizador de olores, de Hot Shot® No-Mess!TM

Do Not Re-Enter until: _____ ON _____

Do Not Re-Enter until: _____ ON _____

Do Not Re-Enter until: _____ ON _____

Do Not Re-Enter until: _____ ON _____

No vuelva a ingresar hasta: _____ EL _____

No vuelva a ingresar hasta: _____ EL _____

No vuelva a ingresar hasta: _____ EL _____

Do Not Re-Enter until: _____ ON _____

Do Not Re-Enter until: _____ ON _____

Do Not Re-Enter until: _____ ON _____

Do Not Re-Enter until: _____ ON _____

No vuelva a ingresar hasta: _____ EL _____

No vuelva a ingresar hasta: _____ EL _____

No vuelva a ingresar hasta: _____ EL _____