

SHAKE WELL BEFORE USING • AGITE BIEN ANTES DE USAR

**STOP.** Read entire label before use.

## DIRECTIONS FOR USE

It is a violation of Federal law to use this product in a manner inconsistent with its labeling.

Apply this product only as specified on this label.

### To Use This Product Correctly

DO NOT USE MORE THAN ONE FOGGER PER ROOM.

DO NOT use in small, enclosed spaces such as closets and cabinets or under counters or tables. Use of a fogger in an enclosed space may cause the product to explode, resulting in injury to people or damage to property. DO NOT use in a room 5 ft x 5 ft or smaller. Instead, allow fog to enter from other rooms. Turn off ALL ignition sources such as pilot lights (shut off gas valves), other open flames and running electrical appliances that cycle off and on (i.e., refrigerators, thermostats, etc.). Call your gas utility or management company if you need assistance with your pilot lights. Apply this product only as specified on this label.

### General Precautions and Restrictions

Do not apply this product in a way that will contact any person or pet, either directly or through drift. Keep people and pets out of the area during treatment. Do not allow adults, children or pets to enter the treated area until vapors, mists and aerosols have dispersed and the treated area has been thoroughly ventilated. Cover any water inhabited by fish (such as aquariums and ornamental fish ponds) during treatment, and turn aquarium systems off. Do not apply when food is present. Exposed food should be covered or removed. All food-preparation surfaces and utensils should be covered during treatment or thoroughly washed before use. Do not use in greenhouses where plants are grown for food. Do not apply directly into sewers or drains, or to any area like floor drains where drainage to storm sewers, water bodies or aquatic habitat can occur. Do not allow the product to enter any drain during or after application. Exit area immediately and remain outside the treated area until the area is thoroughly ventilated and until aerosols, vapors or mists have dispersed.

Wait two hours after application, then open windows, vents and doors for two hours. If an odor is detected, additional ventilation is required.

Does not control bed bugs.

**BEFORE YOU FOG** ■ 1. **OPEN** cabinets, cupboards, drawers, closets and doors in areas to be treated. 2. **REMOVE** or cover exposed foods, dishes, utensils, food-processing equipment and surfaces. **REMOVE** pets and birds and **COVER** and turn off air flow systems in aquariums. **REMOVE** or **COVER** children's and pet toys. **COVER** waxed wood floors and waxed wood furniture in the immediate area surrounding the fogger (newspaper may be used). 3. **CLOSE** outside doors and windows. **SHUT OFF** fans and air conditioners and temporarily disconnect smoke alarms. 4. **TURN OFF ALL FLAMES, PILOT LIGHTS, IGNITION SOURCES** and running electrical appliances that cycle off and on. Call your gas utility or management company if you need assistance. 5. **DO NOT** use fogger in a cabinet or under a counter or table.

**TO START FOGGING** ■ 1. Place a chair, table or stand in the center of the room to be fogged. Cover with several layers of newspaper or paper towels. **SHAKE WELL BEFORE USING.** Tilt sprayer **AWAY** from face (fogger sprays up). 2. Press valve all the way down, hooking the catch. Do not inhale the spray mist. Set fogger on newspapers or paper towels and leave the premises immediately. 3. Close door(s) and hang "Fogger in Use" tag on doorknob. **KEEP TREATED AREA**

**CLOSED AND DO NOT RE-ENTER FOR AT LEAST TWO HOURS.** Keeping treated area sealed for a longer period will enhance fogger performance.

Vacate the treated house, individual apartment unit or other structure immediately.

**AFTER FOGGING** ■ **AIRING OUT: BEFORE REOCCUPYING THE AREA, OPEN ALL DOORS AND WINDOWS, TURN ON AIR CONDITIONER AND FANS AND ALLOW TREATED AREA TO AIR OUT FOR TWO HOURS.** Turn on smoke alarms and aquariums.

Note: When treating for fleas and ticks, clean and treat pet sleeping areas. Also treat dogs and cats with a flea and tick control product registered for use on pets before allowing them to re-enter the treated areas.

## STORAGE AND DISPOSAL

**Storage:** Store in cool, dry area away from heat or open flame. Do Not Puncture or Incinerate! **Disposal:** If empty: Place in trash or offer for recycling if available. If partly filled: Call your local solid waste agency for disposal instructions.

## PRECAUTIONARY STATEMENTS

### Hazards to Humans and Domestic Animals

**CAUTION.** Avoid contact with eyes, skin and clothing. Wash thoroughly with soap and water after handling and before eating, drinking, chewing gum or using tobacco. Remove contaminated clothing and wash before reuse. Breathing spray mist may be harmful.

**First Aid** • **If on Skin or Clothing:** Take off contaminated clothing. Rinse skin immediately with plenty of water for 15-20 minutes. Call a Poison Control Center or doctor for treatment advice.

Have the product container or label with you when calling a Poison Control Center or doctor or going for treatment. You may also contact 1-800-917-5431 for emergency medical treatment information.

### Physical or Chemical Hazards

*This product contains a highly flammable ingredient. It may cause a fire or explosion if not used properly. Follow the "Directions for Use" on this can very carefully. Contents under pressure. Do not use or store near heat or open flame. Do not puncture or incinerate container. Exposure to temperatures above 130°F may cause bursting.*

**NOTICE:** To the extent consistent with applicable law, buyer assumes all responsibility for safety and use not in accordance with directions.

**Questions or Comments?** Call 1-800-917-5431 or visit our website at [www.hotshot.com](http://www.hotshot.com)

Distributed by Spectrum Group, Division of United Industries Corporation  
PO Box 142642, St. Louis, MO 63114-0642

EPA Reg. No. 9688-309-8845 EPA Est. Nos. 9688-MO-1(U), 3657-WI-2(B),

58996-MO-1(AE), 11623-GA-1(CX), 11623-GA-3(CN)

Circled letter is first letter of lot number. 11-11591 © 2013 UIC

# HOT SHOT®

## Fogger<sup>6</sup>

with Odor Neutralizer  
Nebulizador con neutralizador de olores

One Can Treats 2,000<sup>sq</sup>  
ft of Unobstructed Area  
(APPROXIMATELY 15.5 ft x 16 ft x 8 ft CEILING)

**ESPAÑOL:** Para instrucciones y advertencias en español, vea dentro de la caja. Si no tiene una caja, llame al 1-800-917-5431.

### Active Ingredients:

Tetramethrin.....0.05%

Cypermethrin.....0.75%

Other Ingredients...99.20%

For Indoor Household/Residential Use Only.

**KEEP OUT OF REACH OF CHILDREN**

**CAUTION** See back for additional

precautionary statements.

Solo para uso doméstico/residencial en espacios interiores.

**MANTÉNGASE FUERA DEL ALCANCE DE LOS NIÑOS**

**PRECAUCIÓN** Consulte dentro de la caja para conocer

las declaraciones preventivas adicionales.

Net Wt 2 oz (56 g)



Highly Flammable  
Ingredient  
Extremely  
Flammable



Federal regulations prohibit CFC propellants in aerosols.

TO WORK, OR YOUR  
**GUARANTEED\***  
MONEY BACK!

# HOT SHOT®

## Fogger<sup>6</sup>

with **Odor Neutralizer**

Nebulizador con  
neutralizador  
de olores<sup>6</sup>

INSTRUCCIONES  
EN ESPAÑOL  
DENTRO DE LA CAJA

INSTRUCCIONES EN ESPAÑOL DENTRO  
DE LA CAJA. ABRA LA PARTE SUPERIOR.

TO WORK, OR YOUR  
**GUARANTEED\***  
MONEY BACK!

# HOT SHOT®

## Fogger<sup>6</sup>

with **Odor Neutralizer**

**Kills Hidden Bugs**  
Penetrates Into Cracks,  
Crevices & Carpet Fibers

Nebulizador  
neutralizador  
de olores<sup>6</sup>

### STORAGE AND DISPOSAL

**Storage:** Store in cool, dry area away from heat or open flame. Do Not Puncture or Incinerate!

**Disposal:** If **empty:** Place in trash or offer for recycling if available. If **partly filled:** Call your local solid waste agency for disposal instructions.

### PRECAUTIONARY STATEMENTS

#### Hazards to Humans and Domestic Animals

**CAUTION.** Avoid contact with eyes, skin and clothing. Wash thoroughly with soap and water after handling and before eating, drinking, chewing gum or using tobacco. Remove contaminated clothing and wash before reuse. Breathing spray mist may be harmful.

#### First Aid

**If on Skin or Clothing:** Take off contaminated clothing. Rinse skin immediately with plenty of water for 15-20 minutes. Call a Poison Control Center or doctor for treatment advice.

Have the product container or label with you when calling a Poison Control Center or doctor or going for treatment. You may also contact 1-800-917-5431 for emergency medical treatment information.

#### Physical or Chemical Hazards

This product contains a highly flammable ingredient. It may cause a fire or explosion if not used properly. Follow the "Directions for Use" on this box very carefully. Contents under pressure. Do not use or store near heat or open flame. Do not puncture or incinerate container. Exposure to temperatures above 130°F may cause bursting.



Highly  
Flammable  
Ingredient


Ingrediente  
Altamente  
Inflamable

**Kills On Contact • Controls Heavy Infestations**

**Keeps Killing up to 2 Months**

Mata al contacto • Controla infestaciones severas

**Kills Roaches, Fleas, Ants (except Fire Ants), Spiders**  
& other listed insects



**WON'T LEAVE A WET, MESSY RESIDUE**

INSTRUCCIONES EN ESPAÑOL DENTRO DE LA CAJA

For Indoor Household/Residential Use Only.  
Solo para uso doméstico/residencial  
en espacios interiores.

Active Ingredients:  
Tetramethrin..... 0.05%  
Cypermethrin..... 0.75%  
Other Ingredients . . . 99.20%

\*For terms of guarantee, see bottom panel.

**KEEP OUT OF REACH  
OF CHILDREN**

**CAUTION** See side panel for additional  
precautionary statements.

**MANTÉNGASE FUERA DEL  
ALCANCE DE LOS NIÑOS**

**PRECAUCIÓN** Consulte dentro de la caja para conocer  
las declaraciones preventivas adicionales.

**One Can Treats Up To 2,000** <sup>cu</sup> <sup>ft</sup>

CONTAINS **3 (2 OZ)** FOGGERS  
TOTAL NET WT 6 oz (170 g)

PROOF OF PURCHASE

FPO UPC

0 71121 96180 8

Distributed by Spectrum Group  
Division of United Industries Corporation  
PO Box 142642  
St. Louis, MO 63114-0642  
EPA Reg. No. 9688-309-8845  
EPA Est. No. 9688-MO-1  
16-10682 ©2013 UIC



**NOTICE:** To the extent consistent with applicable law, buyer assumes all responsibility for safety and use not in accordance with directions.

**Questions or Comments?**  
Call 1-800-917-5431 or visit our website at  
[www.hotshot.com](http://www.hotshot.com)

**\*GUARANTEE.** If you are not satisfied with this product for any reason, send your written request for a refund to the address at left, together with the dated store receipt showing the price you paid. Please allow 6-8 weeks for processing.



Hot Shot® Fogger<sub>6</sub> with Odor Neutralizer creates a fine, penetrating mist that reaches deep into cracks and crevices to flush out and kill hidden bugs on contact. When used as directed, the clear, non-staining formula will not harm drapes, upholstery, fabrics, carpeting, bedspreads, floor tiles, wood floors, linens, furniture, walls, clothing, ceilings, shades or blinds. Kills both flying and crawling insects on contact.

### Quick Facts

- Fast acting – works in two hours
- Non-staining, no messy residue
- Coverage: Each can covers 2,000 cu ft of unobstructed space (15.5 ft x 16 ft with 8 ft ceiling). Do not use in rooms 5 ft x 5 ft or smaller. Instead, allow fog to enter from other rooms.

### Kills

- Ants (except Fire Ants)
  - Black Carpet Beetles
  - Brown Dog Ticks
  - Crickets
  - Earwigs
  - Firebrats
  - Fleas
  - Flies
  - Gnats
  - Houseflies
  - Mosquitoes
  - Palmetto Bugs
  - Pillbugs
  - Rice Weevils
  - Roaches
  - Saw Toothed Grain Beetles
  - Silverfish
  - Small Flying Moths
  - Spiders
  - Waterbugs
- Does not control Bed Bugs.

### Where To Use

In enclosed spaces such as:

- Apartments
- Attics
- Barns
- Basements
- Boat Cabins
- Cabins
- Campers
- Crawls Spaces
- Garages
- Homes
- Households
- Sheds
- Storage Areas
- Trailers

**STOP** Read entire label before use.

## DIRECTIONS FOR USE

Apply this product only as specified on this label.

### To Use This Product Correctly

DO NOT USE MORE THAN ONE FOGGER PER ROOM. DO NOT use in small, enclosed spaces such as closets and cabinets or under counters or tables. Use of a fogger in an enclosed space may cause the product to explode, resulting in injury to people or damage to property. DO NOT use in a room 5 ft x 5 ft or smaller. Instead, allow fog to enter from other rooms. Turn off

ALL ignition sources such as pilot lights (shut off gas valves), other open flames and running electrical appliances that cycle off and on (i.e., refrigerators, thermostats, etc.). Call your gas utility or management company if you need assistance with your pilot lights. Apply this product only as specified on this label.



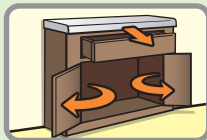
### General Precautions and Restrictions

Do not apply this product in a way that will contact any person or pet, either directly or through drift. Keep people and pets out of the area during treatment. Do not allow adults, children or pets to enter the treated area until vapors, mists and aerosols have dispersed and the treated area has been thoroughly ventilated. Cover any water inhabited by fish (such as aquariums and ornamental fish ponds) during treatment, and turn aquarium systems off. Do not apply when

food is present. Exposed food should be covered or removed. All food-preparation surfaces and utensils should be covered during treatment or thoroughly washed before use. Do not use in greenhouses where plants are grown for food. Do not apply directly into sewers or drains, or to any area like floor drains where drainage to storm sewers, water bodies or aquatic habitat can occur. Do not allow the product to enter any drain during or after application. Exit

area immediately and remain outside the treated area until the area is thoroughly ventilated and until aerosols, vapors or mists have dispersed. Wait two hours after application, then open windows, vents and doors for two hours. If an odor is detected, additional ventilation is required. **Does not control bed bugs.**


### BEFORE YOU FOG



1. **OPEN** cabinets, cupboards, drawers, closets and doors in areas to be treated.



2. **REMOVE** or cover exposed foods, dishes, utensils, food-processing equipment and surfaces. **REMOVE** pets and birds and **COVER** and turn off air flow systems in aquariums. **REMOVE** or **COVER** children's and pet toys. **COVER** waxed wood floors and waxed wood furniture in the immediate area surrounding the fogger (newspaper may be used).



3. **CLOSE** outside doors and windows. **SHUT OFF** fans and air conditioners and temporarily disconnect smoke alarms.



4. **TURN OFF ALL FLAMES, PILOT LIGHTS, IGNITION SOURCES** and running electrical appliances that cycle off and on. Call your gas utility or management company if you need assistance.




5. **DO NOT** use fogger in a cabinet or under a counter or table.

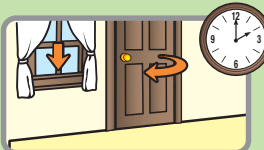
### TO START FOGGING



1. Place a chair, table or stand in the center of the room to be fogged. Cover with several layers of newspaper or paper towels. **SHAKE WELL BEFORE USING.** Tilt sprayer **AWAY** from face (fogger sprays up).

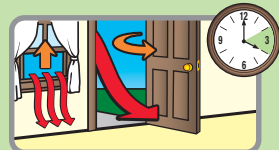


2. Press valve all the way down, hooking the catch. Do not inhale the spray mist. Set fogger on newspapers or paper towels and leave the premises immediately.



3. Close door(s) and hang "Fogger in Use" tag on doorknob. **KEEP TREATED AREA CLOSED AND DO NOT RE-ENTER FOR AT LEAST TWO HOURS.** Keeping treated area sealed for a longer period will enhance fogger performance. **Vacate the treated house, individual apartment unit or other structure immediately.**

### AFTER FOGGING



**AIRING OUT: BEFORE REOCCUPYING THE AREA, OPEN ALL DOORS AND WINDOWS. TURN ON AIR CONDITIONER AND FANS AND ALLOW TREATED AREA TO AIR OUT FOR TWO HOURS.** Turn on smoke alarms and aquariums. Note: When treating for fleas and ticks, clean and treat pet sleeping areas. Also treat dogs and cats with a flea and tick control product registered for use on pets before allowing them to re-enter the treated areas.

**ALTO** Lea toda la etiqueta antes de usar.

## MODO DE EMPLEO

Se considera una violación a la ley federal usar este producto de una manera que no sea la indicada en la etiqueta.

### Cómo usar este producto correctamente

NO USE MÁS DE UN NEBULIZADOR POR HABITACIÓN.

NO lo use en espacios pequeños y cerrados, como closets y gabinetes, ni debajo de cubiertas de cocina ni mesas. El uso de un nebulizador en un espacio cerrado puede causar que el producto explote y provoque lesiones a las personas o daños a la propiedad. NO lo use en habitaciones cuyo tamaño sea de 5 pies x 5 pies o menor. En cambio, permita que la niebla entre desde otras

habitaciones. Apague TODAS las fuentes de ignición como llamas piloto (cierra las válvulas del gas), otras fuentes de fuego y aparatos eléctricos en funcionamiento que tengan ciclo de encendido y apagado (como por ejemplo, refrigeradores, termostatos, etc.). Llame a su empresa de servicio de gas o compañía administradora si necesita ayuda con las llamas piloto. Apique este producto solo como se especifica en esta etiqueta.



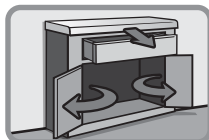
### Precauciones y restricciones generales

No aplique este producto de modo que entre en contacto con personas ni mascotas, ya sea directamente o por arañara. Mantenga a las personas y las mascotas fuera de la zona durante el tratamiento. No permita que los adultos, los niños ni las mascotas entren a la zona tratada hasta que los vapores, nieblas y aerosoles se hayan dispersado y la zona tratada se haya ventilado bien. Cubra cualquier depósito de agua con peces (como peceras y estanques ornamentales de peces) durante el tratamiento, y apague las peceras. No lo aplique cuando haya alimentos cerca. Los alimentos

expuestos se deben cubrir o retirar. Todas las superficies y utensilios de preparación de alimentos se deben cubrir durante el tratamiento o se deben lavar muy bien antes de usar. No lo use en invernaderos donde se cultiven plantas para alimento. No lo aplique directamente a alcantarillas o drenajes, así como a cualquier área como un desagüe en el piso en la que pueda producirse el drenaje a alcantarillas pluviales. masas de agua o hábitats acuáticos. No permita que el producto entre en ningún drenaje durante o después de su aplicación. Salga de la zona inmediatamente y permanezca fuera de la zona

tratada hasta que se ventile bien y los aerosoles, vapores o nieblas se hayan dispersado. Espere dos horas después de la aplicación y abra las ventanas, los respiraderos y las puertas por dos horas más. Si se detecta algún olor, se requiere ventilación adicional. **No controle las chinches de cama.**

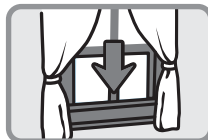
### ANTES DE APLICAR LA NIEBLA




1. **ABRA** los gabinetes, alacenas, gavetas, closets y puertas en las zonas a tratar.



2. **RETIRE** o cubra los alimentos expuestos, platos, utensilios, superficies y equipos de preparación de alimentos. **RETIRE** las mascotas y las aves y **CUBRA** y apague los sistemas de flujo de aire de las peceras. **RETIRE** y **CUBRA** los juguetes de niños y mascotas. **CUBRA** los pisos de madera encerada y los muebles de madera encerados que se encuentren en la zona que rodea el nebulizador (puede usar papel de periódico).



3. **CIERRE** las puertas y ventanas exteriores. **APAGUE** los ventiladores y aparatos de aire acondicionado y desconecte temporalmente las alarmas de humo.




4. **APAGUE TODAS LAS FUENTES DE FUEGO, LLAMAS PILOTO, FUENTES DE IGNICIÓN** y aparatos eléctricos en funcionamiento que tengan ciclo de encendido y apagado. Llame a su empresa de servicio de gas o compañía administradora si necesita ayuda.




5. **NO USE** el nebulizador en gabinetes ni debajo de cubiertas de cocina ni mesas.

### PARA COMENZAR A APLICAR LA NIEBLA



1. Coloque una silla, mesa o plataforma en el centro de la habitación que se va a tratar. Cubra con varias capas de periódicos o trocitos de papel. **AGITE BIEN ANTES DE USAR.** Inclíne el rociador **LEJOS** de la cara (la niebla sale hacia arriba).



2. Presione la válvula hasta el final, enganchando la traba. No inhale la niebla del rociador. Coloque el nebulizador sobre periódicos o trocitos de papel y abandone el lugar de inmediato.



3. Cierre la(s) puerta(s) y cuelgue la etiqueta "Nebulizador en uso" en el pomo de la puerta. **MANTENGA CERRADA LA ZONA TRATADA Y NO VUELVA A INGRESAR POR UN PERIODO DE POR LO MENOS DOS HORAS.** Mantener la zona tratada cerrada por más tiempo mejorará el rendimiento del nebulizador. **Salga inmediatamente de la casa, apartamento o otra estructura tratada.**

### DESPUÉS DE APLICAR LA NIEBLA



**VENTILACIÓN: ANTES DE VOLVER A OCUPAR LA ZONA, ABRA TODAS LAS PUERTAS Y VENTANAS, ENCIENDA EL AIRE ACONDICIONADO Y LOS VENTILADORES Y DEJE VENTILAR LA ZONA TRATADA DURANTE DOS HORAS.** Encienda las alarmas de humo y las peceras. Nota: Cuando el tratamiento sea para eliminar pulgas o garrapatas, limpie y trate las zonas donde duerme la mascota. Además aplique a los perros y gatos un producto para el control de pulgas y garrapatas de uso autorizado antes de permitirles ingresar en las zonas tratadas.

NOTA: Hasta el grado que sea compatible con la legislación pertinente, el comprador asume toda la responsabilidad para seguridad y uso que no estén de acuerdo con las instrucciones.

¿Preguntas o comentarios?  
Llame al 1-800-917-5431.

El nebulizador con neutralizador de olores, de Hot Shot® produce una niebla muy fina que penetra profundamente en grietas y rajaduras, que hace salir y mata al contacto a los insectos escondidos. Cuando se usa de acuerdo a las instrucciones, la fórmula transparente que no mancha, no daña cortinas, tapicería, telas, alfombrados, cubrecamas, baldosas, pisos de madera, ropa blanca, muebles, paredes, ropa, cielorrasos, persianas ni cortinas de enrollar. Mata insectos voladores y rastros al contacto.

### Datos rápidos

- **Acción rápida- funciona en dos horas**
- **No mancha, no deja residuos**
- **Cobertura:** Cada lata alcanza para cubrir 2,000 pies cúbicos de espacio libre (15.5 pies x 16 pies con techo de 8 pies de altura). No lo use en habitaciones cuyo tamaño sea de 5 pies x 5 pies o menor. En cambio, permita que la niebla entre desde otras habitaciones.

### Mata

- **Hormigas (excepto hormigas brasas)**
- **Escarabajos negros de las alfombras**
- **Garrapatas marrones del perro**
- **grillos**
- **Tijeretas**
- **Tisanuros**
- **Pulgas**
- **Moscas**
- **Jejenes**
- **Moscas domésticas**
- **Mosquitos**
- **Cucarachas de caño**
- **Cochinillas**
- **Gorgojos del arroz**
- **Cucarachas**
- **Carcomas dentadas**
- **Lepismas**
- **Pequeñas polillas voladoras**
- **Arañas**
- **Chinches de agua**

No controla las chinches de cama.

### Dónde usar

En espacios cerrados como:

- **Apartamentos**
- **Alcos**
- **Graneros**
- **Sítanos**
- **Camarotes de embarcación**
- **Cabañas**
- **Campers**
- **Túneles de servicio**
- **Cocheras**
- **Casas**
- **Uso doméstico**
- **Cobertizos**
- **Áreas de almacenamiento**
- **Remolques**



# Fogger<sub>6</sub>

with **Odor Neutralizer**

*Nebulizador con neutralizador de olores<sub>6</sub>*

Save For Future Use/Guarde para uso futuro

Save For Future Use/Guarde para uso futuro

## ALMACENAMIENTO Y ELIMINACIÓN

**Almacenamiento:** Guarde en un lugar fresco y seco, lejos de fuentes de calor o del fuego. ¡No lo perforo ni incinere!

**Eliminación:** Si está vacío: Tirelo en la basura u ofrézcalo para reciclar, si existe esa opción.

**Si está parcialmente vacío:** Llame a su servicio de eliminación de desechos más cercano para obtener instrucciones de eliminación.

## DECLARACIONES PREVENTIVAS

**Riesgos para los seres humanos y los animales domésticos**

**PRECAUCIÓN.** Evite el contacto con los ojos, la piel y la ropa. Lávese muy bien con agua y jabón después de manipularlo y antes de comer, beber, masticar chicle o usar tabaco. Quite se la ropa contaminada y lávela antes de volverla a usar. Respirar la niebla del rocío puede ser nocivo.

### Primeros Auxilios

**Si entra en contacto con la piel o la ropa:** Quite se la ropa contaminada. Lave inmediatamente la piel con abundante agua durante 15 a 20 minutos. Llame a un centro de control de envenenamientos o a un médico para recibir instrucciones de tratamiento.

Quando llame a un centro de control de envenenamientos o a un médico, o intente obtener tratamiento, tenga a la mano el envase o la etiqueta del producto. También puede llamar al 1-800-917-5431 para obtener información acerca del tratamiento médico de urgencia.

### Riesgos Físicos o Químicos



*Este producto contiene un ingrediente muy inflamable. Puede provocar un incendio o una explosión si no se usa adecuadamente. Siga cuidadosamente las instrucciones que se indican en esta caja en "Modo de empleo".*

Contenido bajo presión. No lo use ni almacene cerca de una fuente de calor ni del fuego. No perforo ni incinere el envase. La exposición a temperaturas superiores a 130°F puede causar explosiones.



Highly Flammable Ingredient

Ingredient Highly Flammable



**Fogger<sub>6</sub>**  
with **Odor Neutralizer**

*Nebulizador con neutralizador de olores<sub>6</sub>*



**Fogger<sub>6</sub>**  
with **Odor Neutralizer**

*Nebulizador con neutralizador de olores<sub>6</sub>*

Fill out and place hangtag on the door to the treated area to alert family and others with access to the treated area not to enter for two hours.

**Total Release Fogger Use Area  
Treated with Hot Shot® Fogger<sub>6</sub> with Odor Neutralizer**

Complete y coloque la etiqueta colgante en la puerta de la zona tratada para avisar a la familia y otras personas con acceso a la zona tratada que no entren durante dos horas.

**Zona de uso de Nebulizador de liberación total  
Tratado con Nebulizador con neutralizador de olores<sub>6</sub> de Hot Shot®**

Fill out and place hangtag on the door to the treated area to alert family and others with access to the treated area not to enter for two hours.

**Total Release Fogger Use Area  
Treated with Hot Shot® Fogger<sub>6</sub> with Odor Neutralizer**

Complete y coloque la etiqueta colgante en la puerta de la zona tratada para avisar a la familia y otras personas con acceso a la zona tratada que no entren durante dos horas.

**Zona de uso de Nebulizador de liberación total  
Tratado con Nebulizador con neutralizador de olores<sub>6</sub> de Hot Shot®**

Do Not Re-Enter until: \_\_\_\_\_ ON \_\_\_\_\_

Do Not Re-Enter until: \_\_\_\_\_ ON \_\_\_\_\_

Do Not Re-Enter until: \_\_\_\_\_ ON \_\_\_\_\_

No vuelva a ingresar hasta: \_\_\_\_\_ EL \_\_\_\_\_

No vuelva a ingresar hasta: \_\_\_\_\_ EL \_\_\_\_\_

No vuelva a ingresar hasta: \_\_\_\_\_ EL \_\_\_\_\_

Do Not Re-Enter until: \_\_\_\_\_ ON \_\_\_\_\_

Do Not Re-Enter until: \_\_\_\_\_ ON \_\_\_\_\_

Do Not Re-Enter until: \_\_\_\_\_ ON \_\_\_\_\_

No vuelva a ingresar hasta: \_\_\_\_\_ EL \_\_\_\_\_

No vuelva a ingresar hasta: \_\_\_\_\_ EL \_\_\_\_\_

No vuelva a ingresar hasta: \_\_\_\_\_ EL \_\_\_\_\_