

**VORNADO®**

ENERGY  
  
SMART

# ENERGY SMART



## MORE ENERGY EFFICIENT

Más eficiencia energética  
Plus économe en énergie



## MORE POWERFUL AIRFLOW

Flujo de aire más potente  
Plus puissant flux d'air



## PRECISE SPEED CONTROL

Control preciso de velocidad  
Le contrôle précis de la vitesse

# 10 YEAR

## SATISFACTION GUARANTEE

Satisfacción garantizada  
Satisfaction garantie

# CONTENTS

Important Safety Instructions .....	2
Getting Started .....	4
Cleaning .....	5
Grill & Blade Removal .....	6
Troubleshooting .....	7

Español p. 8  
Français p. 16

# READ AND SAVE THESE INSTRUCTIONS

## IMPORTANT SAFETY INSTRUCTIONS

This owner's guide and any additional inserts are considered part of the product. They contain important information about safety, use and disposal. Before using the product, please familiarize yourself with all operating and safety instructions. Please keep all documents for future reference and pass these documents on, together with the product, to any future owner. See [www.vornado.com/circulators-manuals](http://www.vornado.com/circulators-manuals) to view, download and print the most current version of these instructions.

**INTENDED USE:** This product is intended to circulate the air in indoor living spaces only in the United States and Canada. This product is not intended for commercial or industrial use. The manufacturer assumes no responsibility for damage or injury due to unauthorized use or product modification. Failure to follow these directions will void the product warranty.

### **WARNING: Risk to Children and Impaired Persons**

- Supervision is required during the installation, operation, cleaning and maintenance of this product by children under age 12 and anyone with reduced physical, sensory or mental capabilities. Children should be supervised to ensure that they do not play with the appliance, its parts and packaging material.

### **INSTALLATION WARNING—To reduce risk of fire, electrical shock and injury to persons, observe the following:**

- Place this product away from curtains, draperies, tablecloths and other fabrics, since they may be drawn into the fan, damage the motor and/or cause a fire.
- No part of this product (the appliance, power cord, plug, packaging, etc.) should be placed near furnaces, fireplaces, stoves

or other high temperature heat sources. Do not use this product in a window, on an uneven or unstable surface, or near water.

- The appliance, power supply, power cord and plug cannot come into contact with water. Do not use this product on wet surfaces. Do not use this product in a bathtub or shower or position product where it may fall into a bathtub, laundry, swimming pool or other water container. Do not use this product outdoors or expose it weather or elements.
- Do not run cord under carpeting. Do not cover cord with throw rugs, runners, or similar coverings. Do not route cord under furniture or appliances. Arrange cord away from traffic area and where it will not be tripped over. The cord should not hang over edges of counters or be placed where it can be crimped or closed in doors. Place appliance near an easily accessible outlet so the product can be unplugged quickly during an emergency.

### **SAFE USE WARNING—To reduce risk of fire, electrical shock and injury to persons, observe the following:**

- **WARNING:** To reduce likelihood of circuit overload, fire and electric shock, do not operate with a solid state speed device, such as a dimmer control switch.
- Do not operate any fan with a damaged cord or plug. Discard fan or return to an authorized service facility for examination and/or repair. Do not operate unit if it has been dropped or is damage is apparent to any part of the unit. To avoid risk of electrical shock, do not attempt to repair or replace parts. Only original replacement parts may be used. Contact Vornado Consumer Service at 1-800-234-0604 (phone) or [consumerservice@vornado.com](mailto:consumerservice@vornado.com) (email) for further instructions about replacement and repair.
- Risk of fire. Your appliance is equipped with a detachable external power supply and cord. The detachable external power supply and cord have no user replaceable parts. If the power supply or cord

is damaged, it must be replaced by the manufacturer or its service agent or a similarly qualified person in order to avoid a hazard. Use only the detachable external power supply and cord that comes with your product.

- Before plugging power cord into electrical outlet, be sure that all electrical information on the rating label, including voltage, is compatible with your outlet's power supply.
- Never use the cord as a handle or otherwise yank, strain or stretch the power cord.
- While the product is plugged in, do not insert or allow foreign objects to enter any input or output opening as this may cause risk of electric shock or fire, or damage the product.
- A loose fit between wall outlet (receptacle) and plug may cause overheating and distortion of the plug. Discontinue use of the product in this outlet. Contact a qualified electrician to replace loose or worn outlets.
- Before moving, repositioning, servicing, cleaning and when not in use, use the product controls to turn off the power and then unplug. To disconnect from outlet, grasp and pull only the plug. Also, power off and unplug if the product will be left unattended for an extended period of time or during electrical storms.

**SERVICING WARNING—To reduce risk of fire, electrical shock and injury to persons, observe the following:**

- Clean your product regularly, only as is instructed in this manual. Prior to cleaning, turn off the power on your product and unplug. Do not use gasoline, thinners, solvents, ammonias or other chemicals for cleaning. Refer to the CLEANING instructions provided.
- Do not open appliance housing while product is plugged in. To avoid risk of shock, all service and/or repairs must be done by a Vornado Authorized Service Center.

**FCC Consumer Advisement**

This equipment may generate, use and/or radiate radio frequency energy that may cause harmful interference to radio communications. If this equipment does cause harmful interference to radio or television reception, which can be determined by turning the equipment off and on, the user is encouraged to contact Vornado Consumer Service. Changes or modifications to this unit not expressly approved by the party responsible for compliance could void the user's authority to operate the product.

**DISPOSAL WARNING**

**To reduce waste and environmental harm, observe the following:**



**PACKAGE RECYCLING:** The packaging protects the appliance from transport damage. The packaging materials are selected from the point of view of their environmental friendliness and disposal technology and are therefore recyclable. Dispose of all packaging materials in an environmentally responsible manner.

# GETTING STARTED

## VARIABLE SPEED CONTROL

1. Rotate knob to the right to turn on and increase speed.
2. Rotate knob to left to lower speed and turn off.



1. Insert DC power cord plug into port located on the underside of the motor.
2. Connect the AC power cord to the power supply.
3. Plug the power cord into a power outlet.



## POWER SUPPLY

Model 623DC:  
24VDC /1.5 Amp  
Model 723DC:  
24VCD/2.5 Amp



**Note:** It is normal for the power supply to be slightly warm to the touch as the product runs.

## DIRECTABLE AIRFLOW

Direct the airflow where you want it.

## FINGER FRIENDLY DESIGN

Resists curious fingers.



# CLEANING

Because your product moves a substantial amount of air, it will need regular cleaning to remove lint, dust and grime. Never clean the product in any manner other than instructed in this owner's guide.

## WARNING


**Observe the following safety information to avoid risks and property damage.**

- **Do** unplug your product before cleaning.
- **Do Not** use gasoline, thinners, solvents, ammonias or other chemicals for cleaning.
- **Do Not** attempt to repair or replace parts.



The motor is permanently lubricated and requires no oiling.

1. Dust or wipe the circulator with a damp cloth.
2. Use the brush attachment on your household vacuum cleaner to vacuum any accumulated dust.




# GRILL & BLADE REMOVAL

**WARNING:** To reduce the risk of electrical shock and injury to persons, unplug the circulator before removing grill.

## GRILL REMOVAL

1. Release the front grill clips located at the 10, 6 and 2 o'clock positions.  
Press the Front Grill Clip downward to release.

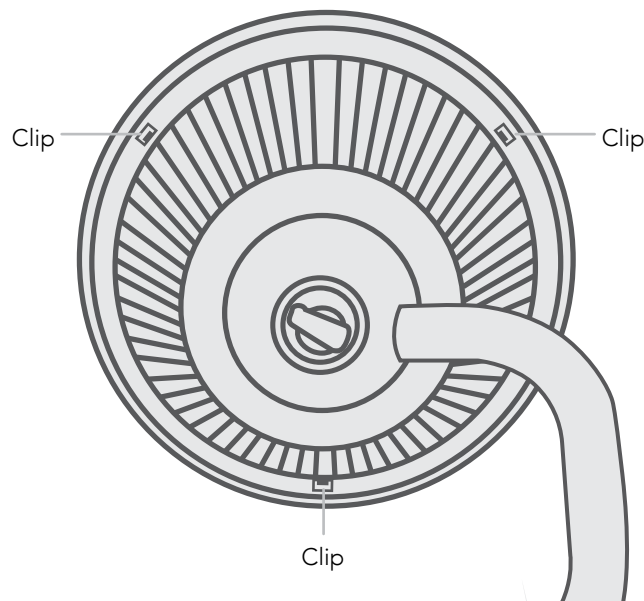
 **Tip** A flat head screw driver may be used if front grill clips are difficult to release.

2. Dust or wash Grill with a mild dishwashing soap.
3. To reattach - align the front grill clips with the holes and firmly snap each clip back into place.

## BLADE REMOVAL

1. First, remove the blade by pulling the blade straight out from the shaft.
2. Dust or wash Blade with a mild dishwashing soap.
3. To reattach - be certain the flat side of the shaft aligns directly with the corresponding flat side on the blade's socket. Push the blade all the way on the shaft until it bottoms out. **Do not use a hammer as this could result in bearing damage.**

**Note:** Do not place grill or blade in dishwasher. The excessive heat can distort the plastic.





# TROUBLESHOOTING

## PROBLEM

## POSSIBLE CAUSE AND SOLUTION

The unit fails to power on.

Unit is not plugged in. Plug Power Cord into electrical outlet. Ensure the AC power cord is plugged into the power supply and ensure DC power cord is plugged into the circulator.

Ensure unit fan speed setting is selected.

Unit is damaged or in need of repair. Cease usage and unplug. Contact Consumer Service for assistance.

The outlet is worn or damaged. Try another outlet or contact a qualified electrician.

Airflow is weak or slow.

Unit set to a low speed setting. Adjust to a higher speed setting.

Airflow is blocked. Remove obstruction.

Adjust direction of airflow towards the user.

GFCI has tripped.

Under certain conditions, it is possible for a reset GFCI (Ground Fault Circuit Interrupter) outlet to trip when the user is changing speeds on a Vornado circulator. In this event, change to an outlet that is not connected to a GFCI device. It could also indicate a weak or defective GFCI outlet. Contact a qualified electrician to check the GFCI outlet.

10  
YEAR

SATISFACTION  
GUARANTEE

# OUR WARRANTY

Vornado Air LLC (“Vornado”) warrants to the original consumer or purchaser this Vornado® Whole Room Circulator (“Product”) is free from defects in material or workmanship for a period of ten (10) years from the date of purchase. If any such defect is discovered within the warranty period, Vornado, at its discretion, will repair or replace the Product at no cost.

**For warranty or repair service:** Call 1-800-234-0604 or email [help@vornado.com](mailto:help@vornado.com) to obtain a Return Authorization (“RA”) form. Please have or include your Product’s model number and serial number, as well as your name, address, city, state, zip code and phone number when contacting Vornado for warranty service.

**After receiving the RA form, ship your Product to: Vornado Air LLC Attn: Warranty & Repair** 415 East 13th Street Andover, KS 67002. For your convenience, please have your model number and serial number when contacting Vornado with service inquiries. To assure proper handling, packages must be clearly marked with the RA number. Packages not clearly marked with the RA number may be refused at the receiving dock. Please allow 1-2 weeks for repair and return of your Product after the Product is received.

Repairs not covered by the warranty or outside the warranty period will require a fee to cover the cost of materials, labor, handling and shipping.

This warranty does not apply to defects resulting from abuse of the Product, modification, alteration, mishandling, improper maintenance, commercial use or repair or service of the Product by anyone other than Vornado; damages which occur in shipment or are attributed to acts of God. Improper product use, which includes using an external device that alters or converts the voltage or frequency

of electricity, or shipping a Vornado product to a country not intended for use will void all warranties. Any unauthorized product modification, repair by unauthorized repair center, or use of non-approved replacement parts is not recommended and any consequences will not be covered by support services or product warranties. The product warranty will be honored only on models that are being used in the country intended. REPAIR OR REPLACEMENT AS PROVIDED UNDER THIS WARRANTY IS THE EXCLUSIVE REMEDY OF THE CONSUMER. VORNADO SHALL NOT BE LIABLE FOR ANY INCIDENTAL OR CONSEQUENTIAL DAMAGES FOR BREACH OF ANY EXPRESS OR IMPLIED WARRANTY ON THIS PRODUCT. EXCEPT TO THE EXTENT PROHIBITED BY APPLICABLE LAW, ANY IMPLIED WARRANTY OF MERCHANTABILITY OR FITNESS FOR A PARTICULAR PURPOSE ON THIS PRODUCT IS LIMITED IN DURATION TO THE DURATION OF THIS WARRANTY. Some states do not allow the exclusion or limitation of incidental or consequential damages, or allow limitations on how long an implied warranty lasts, so the above limitations or exclusions may not apply to you. This warranty gives you specific legal rights, and you may have other rights that vary from state to state. The manufacturer assumes no responsibility for damage caused by failure to follow these instructions or improper product use. Any such actions will invalidate the product warranty.

All company names and product names are trademarks of their respective owners. © All rights reserved. All technical information, data, and instructions for the installation, connection, and operation contained in these instructions for use correspond to the latest available information at time of printing. The contents of this manual may differ slightly from the actual product. Observe any additional supplements.



Designed, engineered and assembled in USA.

© 2017 Vornado Air LLC Andover, KS 67002 U.S. Specifications subject to change without notice. Vornado® is a trademark owned by Vornado Air LLC.

we expect  
this product  
to be **PERFECT**

Esperamos que este producto sea perfecto  
Si no lo es, ayúdenos a corregirlo

---

Nous exigeons de nos produits qu'ils soient parfaits  
Si celui-ci ne l'est pas, nous corrigerons la situation

if it's not,  
**WE** will make  
it right

vornado.com

800-234-0604

help@vornado.com