

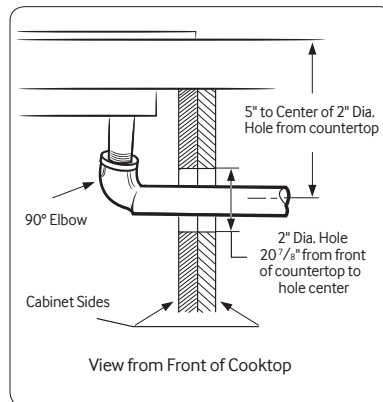
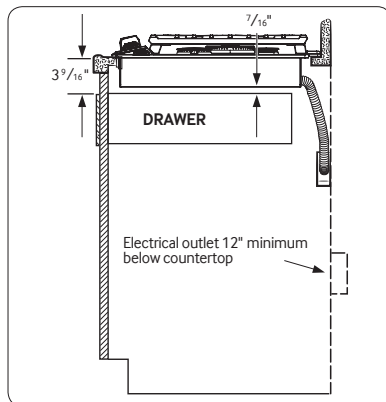
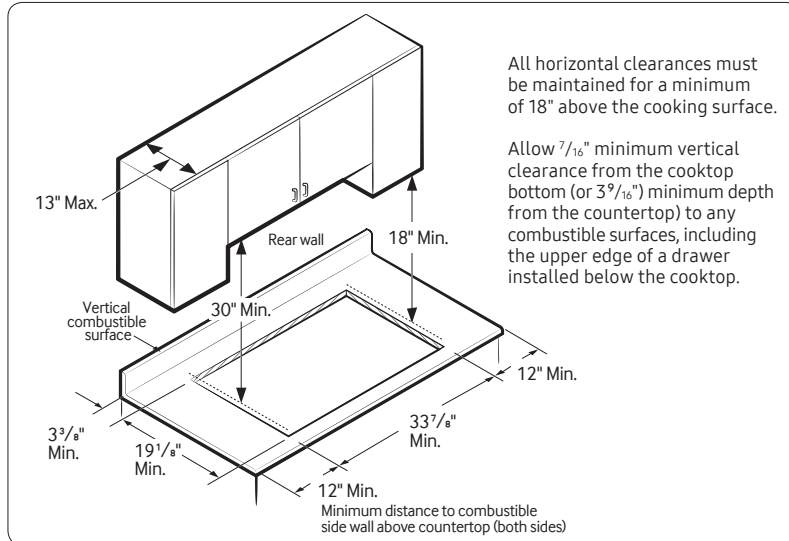
NA36N7755TS

SAMSUNG

36" Gas Cooktop

Installation Requirements

Countertop cut-out and minimum clearance dimensions:



Total Power (BTU)

59K

Power Source

120V / 60 Hz / 1A

Gas Cooktop (BTU)

- Right Front: 13K
- Left Front: 9.5K
- Right Rear: 5K Simmer
- Left Rear: 9.5K
- Center: 22K (True Dual)

Warranty

One (1) Year All Parts and Labor

Product Dimensions & Weight (WxHxD)

Outside (Max) Cooktop Dimensions:

36" x 5 $\frac{41}{72}$ " x 22 $\frac{1}{3}$ "

Cooktop Cut-Out Dimensions:

33 $\frac{7}{8}$ " x 3 $\frac{1}{8}$ " x 19 $\frac{1}{8}$ "

Weight: 87.7 lbs. (88.4 lbs. Fingerprint Resistant Black Stainless Steel)

Shipping Dimensions & Weight (WxHxD)

Dimensions: 40 $\frac{9}{16}$ " x 10 $\frac{5}{8}$ " x 25 $\frac{5}{8}$ "

Weight: 95.9 lbs. (97.2 lbs. Fingerprint Resistant Black Stainless Steel)

Color

Stainless Steel

Model

NA36N7755TS

UPC Code

887276281766

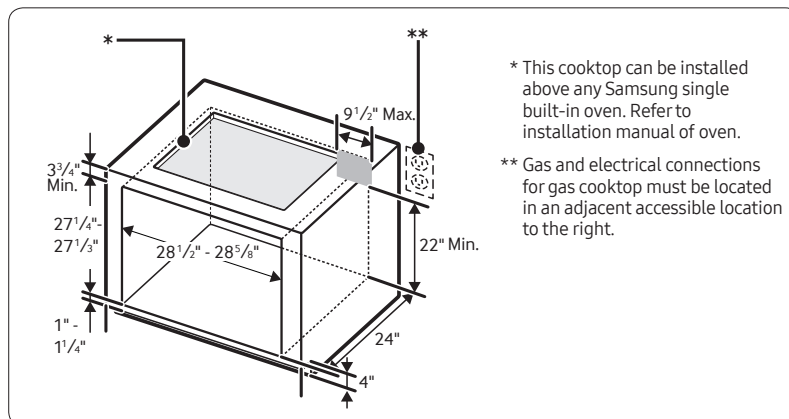
Fingerprint Resistant

Black Stainless Steel

NA36N7755TG

887276281759

Installing Over a Single Oven



Cooktop Dimensions

