

# Wastewater

## 10SN Series



10SN-CIA-SFS



10SN-CIA-RF



10SN-CIM



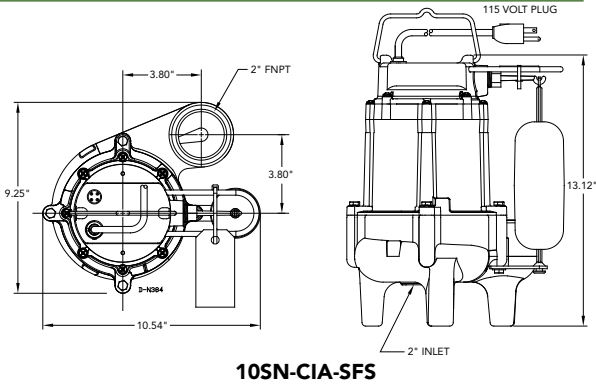
### Applications

- Little Giant 10SN Series Sewage Pumps are rated for continuous duty in effluent and sewage wastewater transfer applications

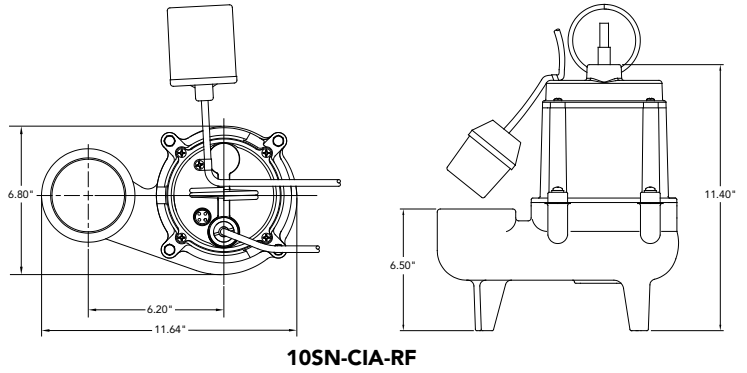
### Features

- 1/2 hp PSC motor with thermal overload protection
  - Energy saving low amp draw
  - Cooler running motor which extends the life of the pump
- Cast iron pump housing with protective epoxy coating for corrosion and rust resistance
- Stainless steel screws, bolts, and handle
- Mechanical seals (stainless steel spring, nitrile parts, carbon and ceramic faces)
- Upper sintered sleeve bearing and lower ball bearing
- Handles liquid and solid waste materials up to 2" diameter
- Available in manual or automatic operation
- Piggyback mechanical float switch
  - On level 9" - 14"
  - Off level 2" - 6"
- Integral Snap Action float switch
  - On level 9" - 12"
  - Off level 3" - 6"
- Two year warranty

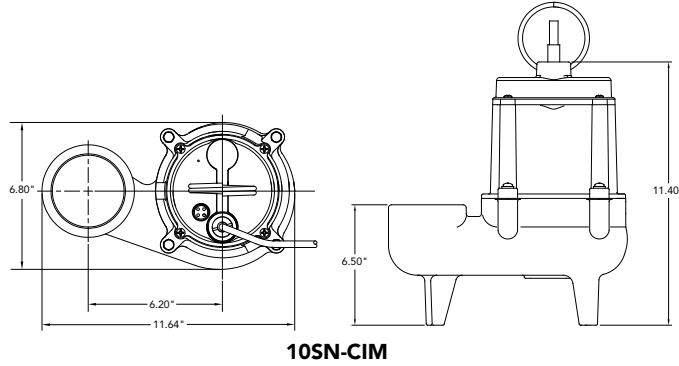
## Engineering Data



10SN-CIA-SFS



10SN-CIA-RF



10SN-CIM

## Specifications

Item	Model	HP	Volts	HZ	Solids Size (dia. in)	Discharge	Running Amps/Watts	Performance GPM @ Head				Shut Off (ft)	PSI	Cord Length	Weight (lbs)	Dimensions		
								5'	10'	15'	20'					H	X	L X W (in)
511346	10SN-CIA-SFS	1/2	115	60	2"	2"	9.5/1000	120	95	70	30	25	10.9	20'	37.5	13.1	10.54	9.25
511323	10SN-CIA-RF	1/2	115	60	2"	2"	9.5/1000	120	95	70	30	25	10.9	20'	36.5	11.4	11.64	6.8
511326	10SN-CIA-RF	1/2	115	60	2"	3"	9.5/1000	120	95	70	30	25	10.9	20'	37.5	11.4	11.64	6.8
511344	10SN-CIM	1/2	115	60	2"	3"	9.5/1000	120	95	70	30	25	10.9	20'	36.5	11.4	11.64	6.8
511322	10SN-CIM	1/2	115	60	2"	2"	9.5/1000	120	95	70	30	25	10.9	20'	35.5	11.4	11.64	6.8
511328	10SN-CIM	1/2	208 - 230	50/60	2"	2"	4.5/900	120	95	70	30	25	10.8	20	36	11.6	10.3	6.8
511345	10SN-CIM *	1/2	208 - 230	50/60	2"	3"	4.5/900	120	95	70	30	25	10.8	20	36	11.6	10.3	6.8

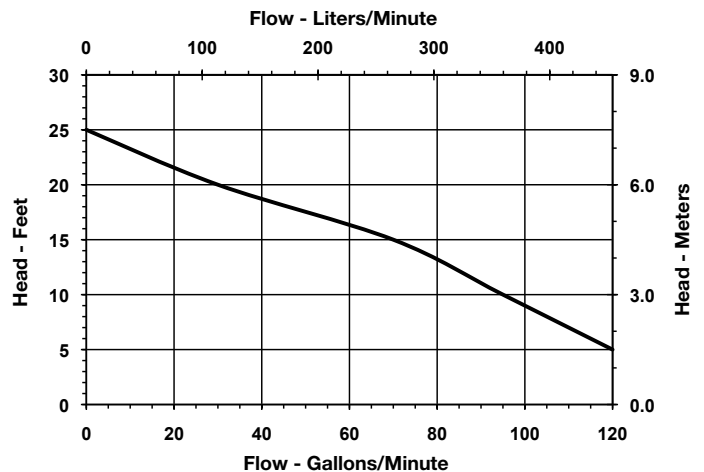
\* 3" discharge

## Construction

Cover	Epoxy-coated cast iron/*Thermoplastic
Motor Housing	Epoxy-coated cast iron
Impeller Material	Thermoplastic elastomer
Impeller Type	Non-clog
Volute	Epoxy-coated cast iron
Power Cord	SJTW-A
Mechanical Shaft Seal	Nitrile with carbon and ceramic faces
Fasteners	Stainless steel
Shaft	Steel
Bearings	Upper sintered sleeve and lower ball bearing

\*SFS Models

## Performance Data



P.O. Box 12010  
Oklahoma City, OK 73157-2010  
Phone: 1.800.701.7894  
Fax: 1.800.678.7867  
www.LittleGiantPump.com