




shown in Gloss White
with Gloss White blades



shown in Brushed Nickel
with Gray Ash blades




Eliza-HLK *Geometry in Motion*

Designed in 2016

Designed by Chicago architect Stephen Katz in 2016, the Eliza-HLK ceiling-mount fan blends a beautiful technically derived form with superior function and movement. The unique blade shape is designed to maximize air movement at the outer edge of the blade; the result is more efficient air velocity rings, less blade drag and greater motor optimization. Equally important is Eliza-HLK's stationary visual statement which combines modern utility with minimalist geometry. Constructed of cast aluminum and heavy stamped steel, the Eliza-HLK has a limited lifetime warranty.

Blade Options



shown in Gloss White
with Barn Wood blades



shown in Brushed Nickel
with Brushed Nickel blades



shown in Brushed Nickel
with Walnut blades

Eliza-HLK

TECHNICAL SPECIFICATIONS

CEILING PITCH TABLE

| | |
|-------|---------------|
| 0/12 | 0 degrees |
| 1/12 | 4.76 degrees |
| 2/12 | 9.46 degrees |
| 3/12 | 14.04 degrees |
| 4/12 | 18.43 degrees |
| 5/12 | 22.62 degrees |
| 6/12 | 26.57 degrees |
| 7/12 | 30.26 degrees |
| 8/12 | 33.69 degrees |
| 9/12 | 36.87 degrees |
| 10/12 | 39.81 degrees |
| 11/12 | 42.51 degrees |

CEILING HEIGHT TABLE

Suitable for ceiling heights 7'10" or greater

SKU NAMING CONVENTION

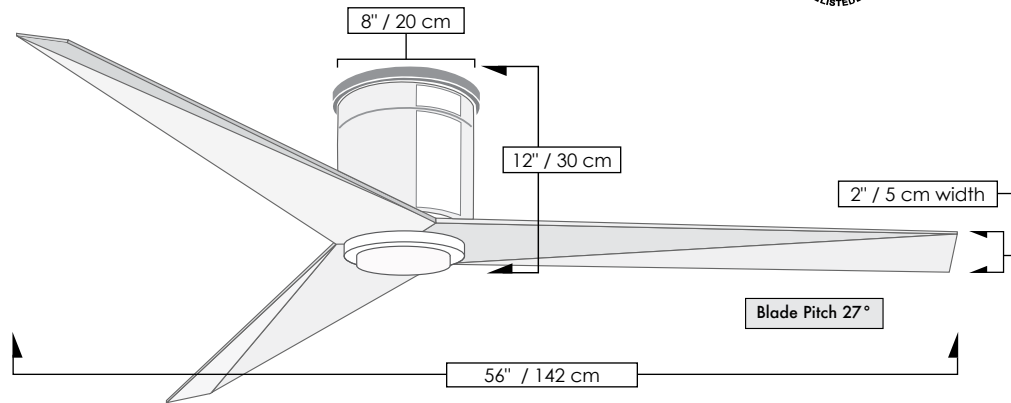
| SKU# | EKHLK-XX-XXX (Model+Finish+Blade Finish) |
|----------------|--|
| Finishes | Brushed Nickel - BN Gloss White - WH |
| Blade Finishes | Brushed Nickel - BN Gloss White - WH Barn Wood - BW Gray Ash - GA Walnut - WN |

STANDARD EQUIPMENT

6-speed RF remote control with reverse function in black



Wireless Decora-style, 6-speed, wall control in white



FAN SPECIFICATIONS

| | |
|----------------------|---|
| Fan Diameter | 56 inches / 142 cm |
| Overall Drop | 12 inches / 30 cm |
| Fan Weight | 15 lbs |
| Voltage | 110 or 220 |
| Motor Type | DC |
| Downrod Diameter | 1 inch |
| Remote Control | Hand-held, wall-mountable, 6-speed with reverse |
| Wall Control | Decora-style wall control: DC-WC |
| Environment | Damp locations for all finishes Neither coastal, saltwater nor chlorine compatible |
| Ambience | Silent |
| Safety Certification | ETL / CETL |
| Warranty | Limited Lifetime |

MOTOR EFFICIENCY DATA AT HIGH SPEEDS

| | |
|-------------|---------|
| RPM | 172 |
| CFM | 4837.44 |
| Watts | 31.53 |
| CFM/Watt | 153.42 |
| Blade Pitch | 27° |

LIGHT KIT PHOTOMETRICS

| Lamping (Replaceable) | Remote Dimmable | Temperature | Delivered Lumens | CRI | Watts | Hours |
|-----------------------|-----------------|-------------|------------------|-----|-------|--------|
| Integrated LED | Yes | 2908 | 428 | 95 | 17 | 50,000 |

Matthews Fan Company

1881 Industrial Drive
Libertyville, IL 60048
Tele: 847.680.9043
Fax: 847.680.8140
www.matthewsfanco.com

© 2017 Matthews Fan Company. All rights reserved.

