

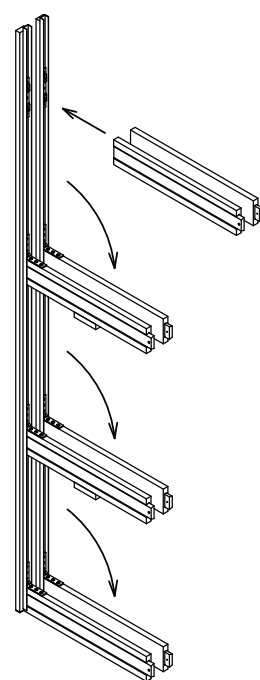
# FRAME PREPARATION

## PREPARACIÓN DEL MARCO



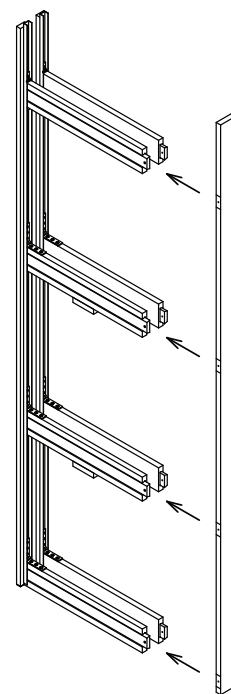
### STEP 1 PASO 1

UNFOLD/ATTACH  
ADJUSTABLE  
CROSS PIECES  
EXTENDER / FIJAR  
PIEZAS TRANSVERSALES  
AJUSTABLES



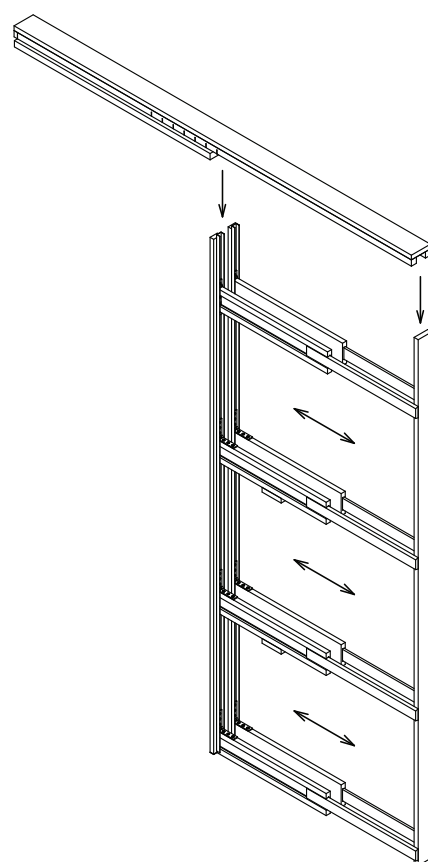
### STEP 2 PASO 2

ATTACH SPINE  
FIJE LA COLUMNA



### STEP 3 PASO 3

ATTACH HEADER  
FIJE EL CABEZAL



\*Detailed installation instructions  
included in packaging.

\*Instrucciones de instalación  
detalladas incluidas en el  
embalaje.