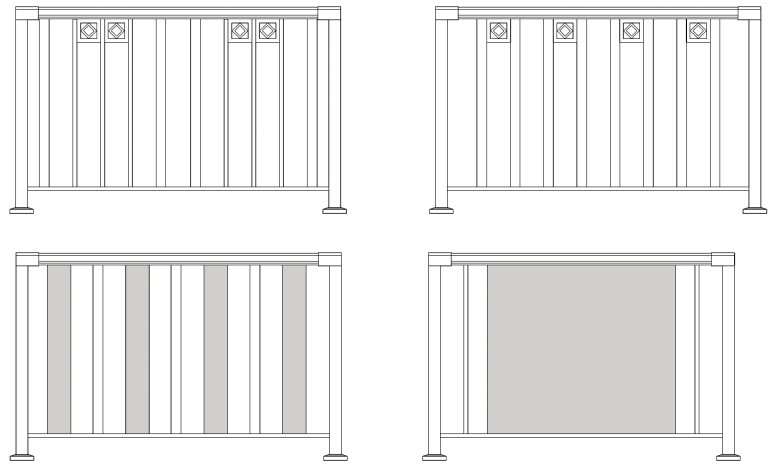


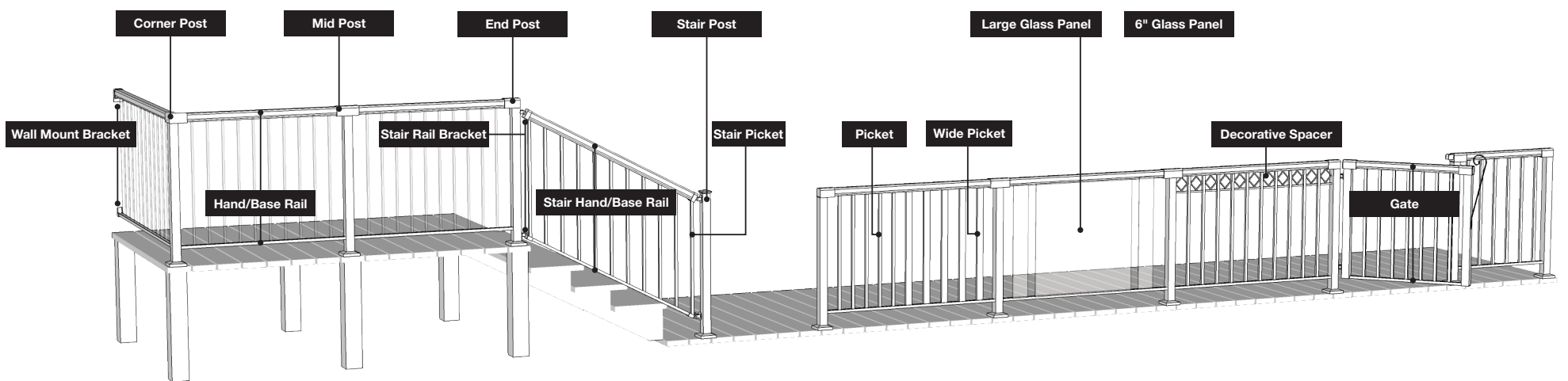
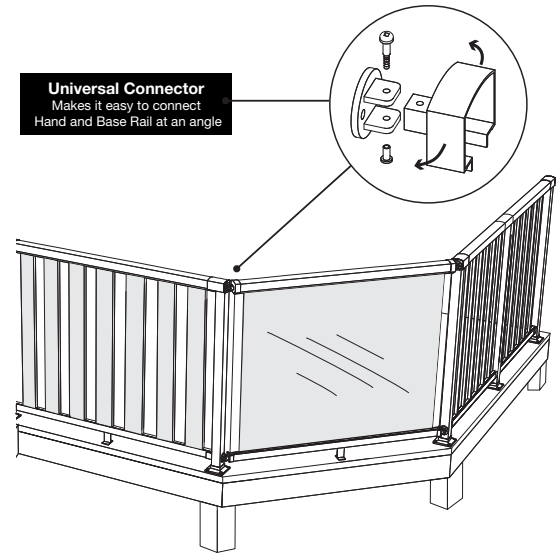
# PLANNING AN ALUMINUM RAILING SYSTEM

Peak Aluminum Railing is a versatile component-based system that is simple to assemble and customize.

Combine Pickets, Glass Panels and Decorative Spacers to create a unique look.




- Maximum Post spacing: 6' (Check and comply with your local building codes.)
- The maximum distance from the edge of a Glass Panel and/or Picket to a Post or wall is 4"
- When using 42" or 66" Glass Panels, purchase Glass Gaskets (6" Panels include Gaskets)



## 1 Use the grid below to plan your space

= \_\_\_\_\_



## 2 Determine parts needed to complete rail system

	Description	Length	Qty.	Price Each
Posts	End Post			
	Mid Post			
	Corner Post			
	Stair Post			
Brackets	Universal Connector			
	Wall Mount Bracket			
	Stair Rail Bracket Kit			
Hand & Base Rail	Hand and Base Rail	4' 6'		
	Stair Hand and Base Rail	6'		
Glass Panels	6" Glass Panel Kit	6'		
	Tempered Glass Panel	42" 66"		
	Glass Gasket <i>(Required for 42" &amp; 66" Glass Panels)</i>	6'		
Pickets	Picket and Spacer Set	4' 6'		
	Wide Picket and Spacer Set	4' 6'		
	Stair Picket and Spacer Set	6'		
	Wide Stair Picket and Spacer Set	6'		
Accessories	Decorative Handrail Spacers (4 Pack)			
	Gate			