

Kompact / Plan your staircase!

ADJUSTABLE RISER,
RUN AND ROTATION!

Choosing your configuration, you will have to bear in mind the floor space available and the required headroom (ceiling opening).
The advised ceiling opening must have at least the dimensions of the staircase less two treads (see **Diagram 1**).

Through the different installation of the 12 treads and the choice of going, **KOMPACT 29** from $7\frac{1}{8}"$ (18 cm) to $8\frac{5}{8}"$ (22 cm), or **KOMPACT 35** from $8\frac{5}{8}"$ (22 cm) to $10\frac{1}{4}"$ (26 cm), you can achieve 152 different configurations.
The diagrams show the minimum and maximum dimension of the configurations you can achieve with Kompact L or Kompact U.

Is there already an opening in the ceiling?

From the 152 diagrams, select one with smaller dimensions than the opening itself.
The ceiling opening must have at least the dimensions of the staircase minus two treads (see **Diagram 1**). Before choosing any additional component, decide if you are considering **KOMPACT 29** or **KOMPACT 35**.

Is the opening cut to size?

Identify which of the 152 diagrams is the most suitable for you, according to floor space, direction, etc.
The ceiling opening must have at least the dimensions given in the selected diagram less two treads (see **Diagram 1**).
Before choosing any additional component, decide if you are considering **KOMPACT 29** or **KOMPACT 35**.



KOMPACT L



KOMPACT U

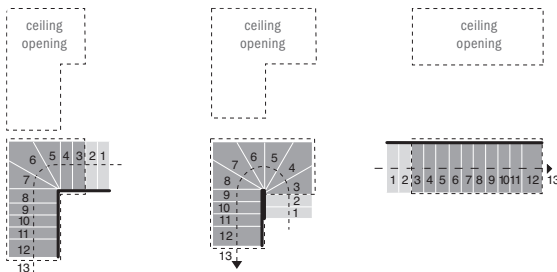
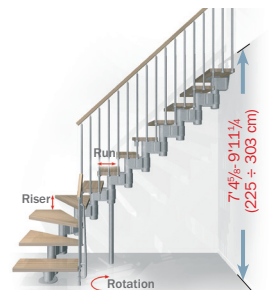


Diagram 1





Riser (A)



Run (R)



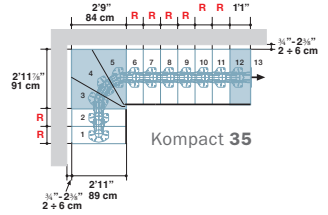
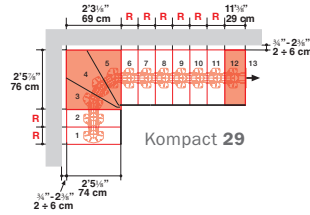
Clockwise rotation



Counter-clockwise rotation



Clear width (W)

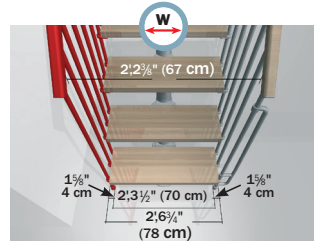
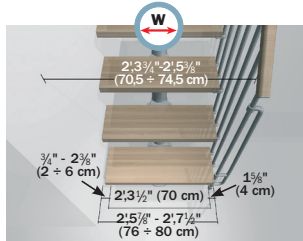


Kompakt 29

Riser from 6 3/4" (17 cm) to 9 1/4" (23,5 cm)

R from 7" (18 cm) to 8 5/8" (22 cm)

W from 2'3 3/4" (70,5 cm) to 2'5 1/2" (74,5 cm)



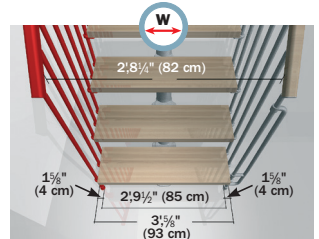
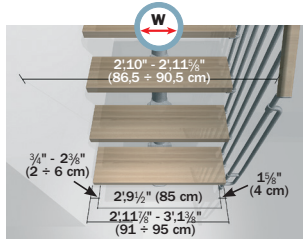
with external railing

Kompakt 35

Riser from 6 3/4" (17 cm) to 9 1/4" (23,5 cm)

R from 8 5/8" (22 cm) to 10 1/4" (26 cm)

W from 2'10" (86,5 cm) to 2'11 3/8" (90,5 cm)



with external railing

Plan your
staircase
on-line.



USE OUR STAIR BUILDER CONFIGURATOR TOOL TO CONFIGURE
OUR STAIR KITS TO YOUR SPECIFICATIONS
WWW.ARKESTAIRS.COM

fontanot
arke

Kompact / technical data sheet

Its total flexibility allows endless configurations, with 1/4 turn or 2/4 turn (Kompact L or Kompact U) to fit any space. The staircase comes with 13 risers (12 treads) and internal railing.

The going is adjustable between 7 7/8" (18 cm) and 8 5/8" (22 cm) (**KOMPACT 29**) and between 8 3/8" (22 cm) and 10 1/4" (26 cm) (**KOMPACT 35**).

WOOD SHADE

LIGHT



STEEL COLORS

GREY,
WHITE OR BLACK

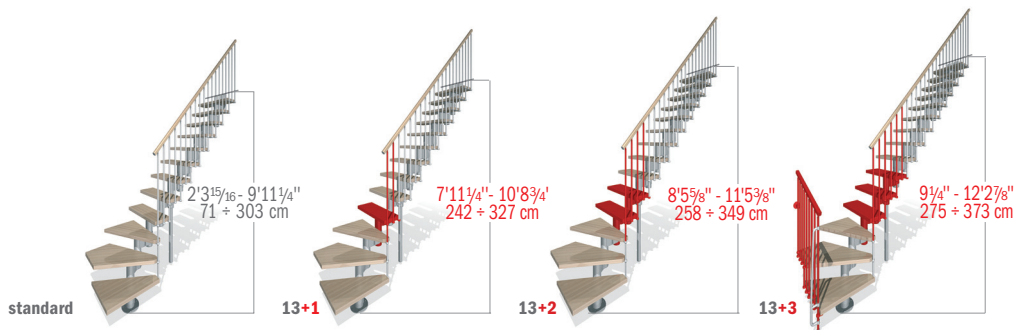
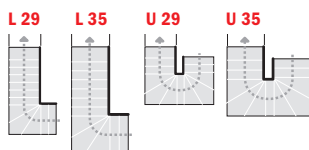


Chart 1

				ADDITIONAL ARTICLES
	STAIRCASE HEIGHT	TREADS	RISERS	TREADS
INCREASE ▲	from 9 1/4" to 12'2 7/8" 275 ÷ 373 cm	15	16	+ 3
	from 8'5 5/8" to 11'5 3/8" 258 ÷ 349 cm	14	15	+ 2
	from 7'11 1/4" to 10'8 3/4" 242 ÷ 327 cm	13	14	+ 1
STANDARD	from 7'4 5/8" to 9'11 1/4" 225 ÷ 303 cm	12	13	12 TREADS + METAL SUPPORTS + RAILING FOR ONE SIDE MADE OF VERTICAL BALUSTERS
DECREASE ▼	from 6'9 7/8" to 9'1 13/16" 208 ÷ 279 cm	11	12	
	from 6'3 3/16" to 8'4 3/8" 191 ÷ 255 cm	10	11	



ADJUSTABLE RISER FROM 6 3/4" (17 cm) TO 9 1/4" (23,5 cm).



ADDITIONAL ARTICLES OVERVIEW

			
TREAD	RISER BAR	BALCONY RAIL KIT 3'11 ¹ / ₄ " (120 cm)	RAILING

ADDITIONAL EXTERNAL RAILING

Needed when part of the staircase is not installed against a wall.

It includes 5 balusters, one handrail and all necessary hardware.

The additional external railing increases the staircase width by 1⁵/₈" (4 cm).

It includes 5 balusters, one handrail and all necessary hardware. For KOMPACT 29 (Diagram 2) and for KOMPACT 35 (Diagram 3) it is possible to calculate the number of balusters needed on the external side of the staircase (the balusters are represented by numbers and points).

Example: if you want to assemble the external railing only on the left side of the staircase (Diagram 2), you must add:

2 + 4 + 3 = 9 balusters.

Therefore 2 additional external railings must be purchased.

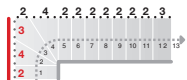


Diagram 2
KOMPACT 29

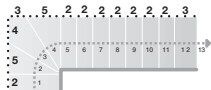


Diagram 3
KOMPACT 89

BALCONY RAIL KIT

Can be linked to the stair railing and may be used to protect the stairwell or landing (3'11¹/₄" (120 cm) modular units, 10 balusters, handrail in solid beech and hardware).

ADDITIONAL TREADS

To reach a staircase height of 12'27/₈" (373 cm), you must purchase additional treads comprising the structure, tread and balusters. (Chart 1).

RISER BAR

Allows to reduce the space between treads for safety.



WINDING DIRECTION

The clockwise or counterclockwise winding direction may be decided during the assembly.



Clockwise



Counter-clockwise

EXAMPLE

If you wish to purchase KOMPACT 29L comprising 13 + 3 = 16 risers, with additional external railing (see drawing on the left) occorono the following articles are needed:

- 1 KOMPACT 29L STAIRCASE (standard)
- 3 ADDITIONAL TREADS
- 2 ADDITIONAL EXTERNAL RAILINGS



FOR FURTHER INFORMATION
VISIT THE WEBSITE
www.arkestairs.com

fontanot
arke

Kompakt 29

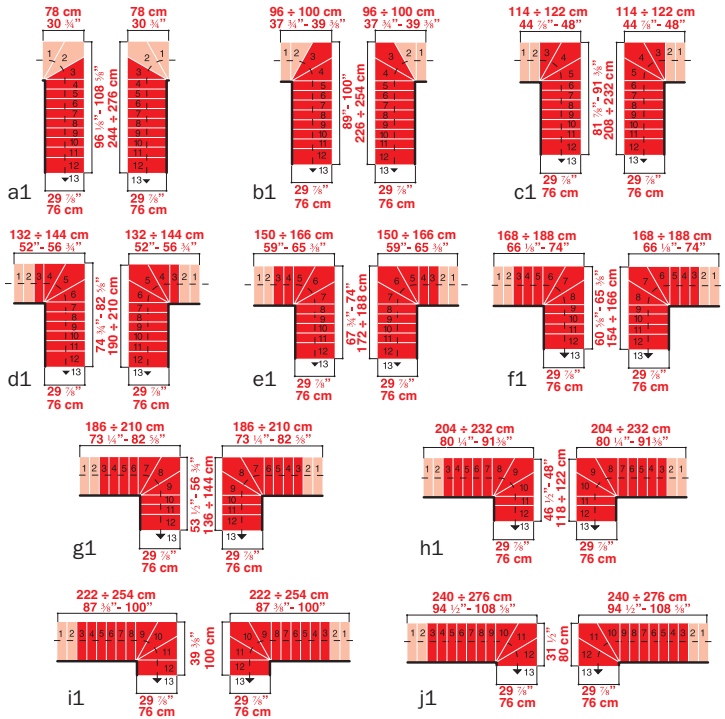
The overall dimensions of the following configurations include the minimum distance you need to leave from the potential wall, equal to $\frac{3}{4}$ " (2 cm).

$R = 7'' - 8\frac{5}{8}'' (18 \div 22 \text{ cm})$

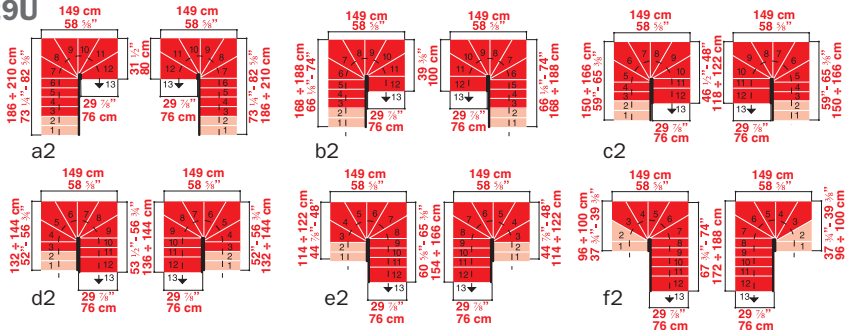
29'' (74 cm)



Kompakt 29L



Kompakt 29U





Kompact 35

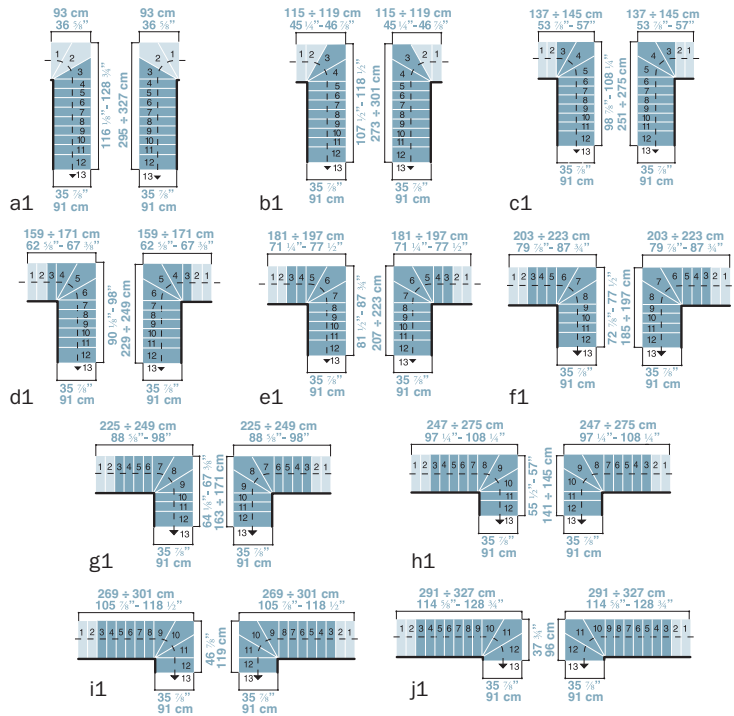
The overall dimensions of the following configurations include the minimum distance you need to leave from the potential wall, equal to $\frac{3}{4}$ " (2 cm).

$$R = 8\frac{5}{8}" - 10\frac{1}{4}" (22 \div 26 \text{ cm})$$

35" (89 cm)



Kompact 35L



Kompact 35U

