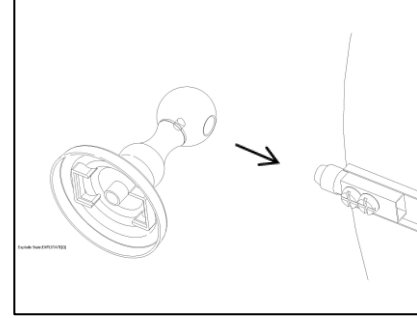
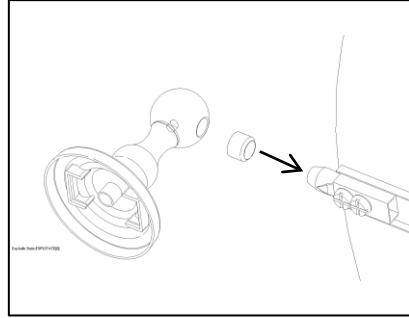
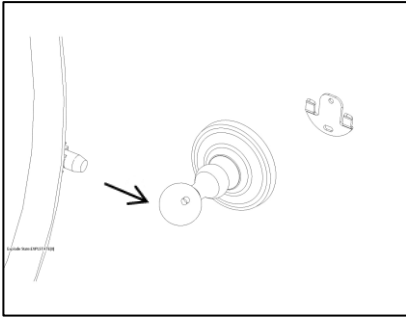


### Tilting Mirror – Rubber Bushing Installation



- 1.) Remove both posts from the arms on the ends of the bracket on the mirror.
- 2.) Slide a rubber bushing onto the end of each arm on the bracket. The rubber bushing needs to be positioned on the back half of the arm.
- 3.) Slide the post onto the arm and ensure the rubber bushing fits inside the post and creates a tight fit. It may be helpful to rotate the post slightly to slide the post over the bushing.