

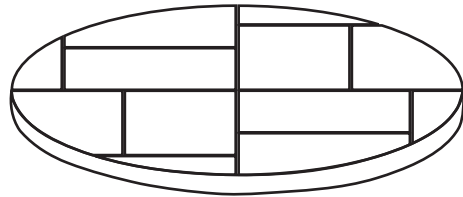



ACCENT TABLE ASSEMBLY INSTRUCTIONS

- PLEASE ASSEMBLE ON SOFT SURFACE OR INSIDE THIS CARTON BOX BEFORE MOVING. CAUTION AND CARE WHEN MOVING! HEAVY OBJECT.
- PLEASE APPLY 1-2 TIMES PER YEAR - STONE & GROUT SEALANT - TO PRESERVE ACCENT TABLE. AND PRIOR TO USE OUTDOORS.

Item	Description	Q'ty
A	 M8	4pcs
B	 8x19x2	4pcs

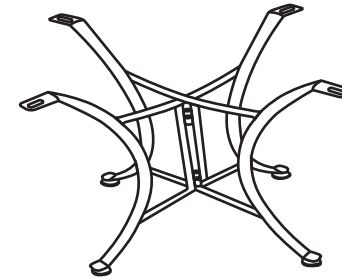


1PC

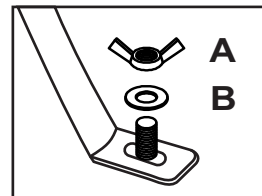
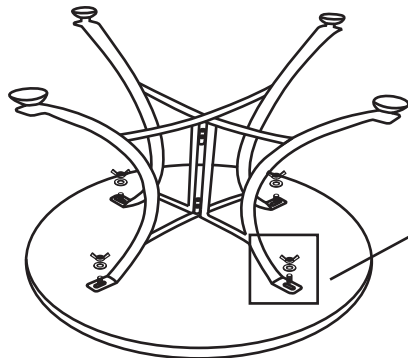


1PC

Step 1 Open the leg



Step 2



Step 3

