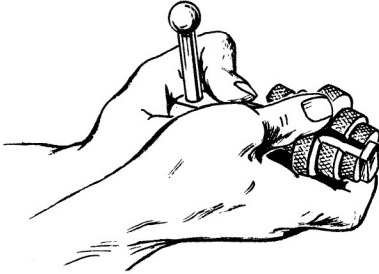
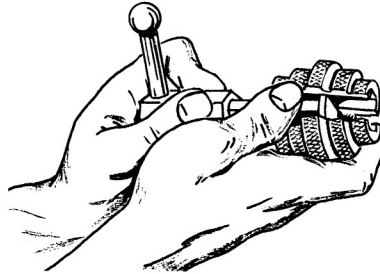


To reverse position of jaws...

①

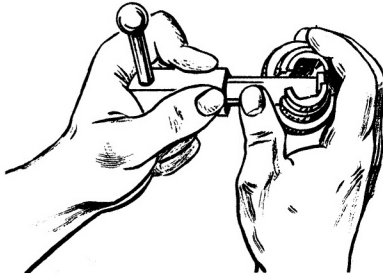


②

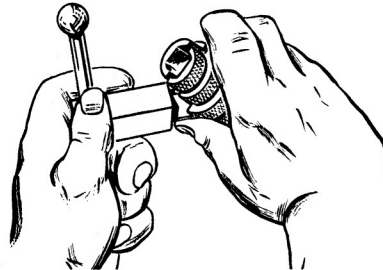


Spread jaws apart with thumb on side where ring is split. Slide jaws away from handle about  $\frac{1}{2}$  jaw length. It is not necessary to remove spring ring.

③



④



Maintain grip on jaws. Keep jaws in firm contact with body of wrench turning jaws 180°.

Push jaws back against hex shoulder of body.