



PRODUCT SPEC SHEET LED LIGHT FIXTURES



PRODUCT DESCRIPTION

CE High Lumen Round High Bay 285W (750W) LED 30000lm Daylight



Model #	Fixture Category	Certifications
HL-NHB285-NP08B	High Bay	UL Listed, DLC
SKU#	1003239951	

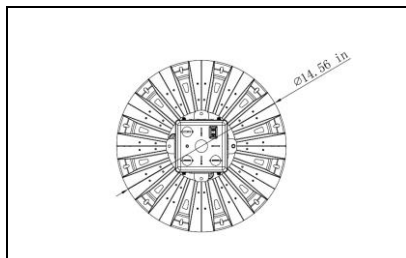
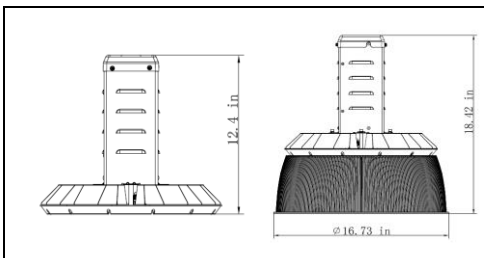
Product Overview

The Commercial Electric High Lumen Round High Bay offers superior uniform LED lighting for a variety of applications such as warehouses, manufacturing, and gymnasiums. The compact design with single point mounting allows for easy installation and replacement of traditional HID lighting. Delivered energy savings with a reduction in energy consumption to 285-Watt LED - comparable to 750-Watt traditional fixture. Durable aluminum housing and LEDs rated for dust and water proof protection can withstand different environments. The performance and reliability of the CE High Lumen Round High Bay provides the solution for your industrial lighting needs.

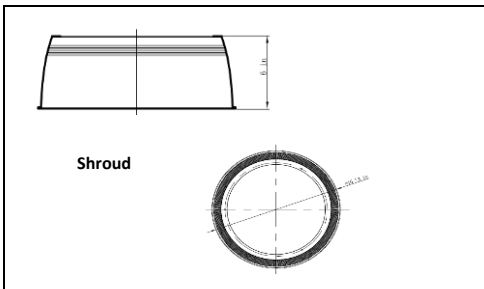
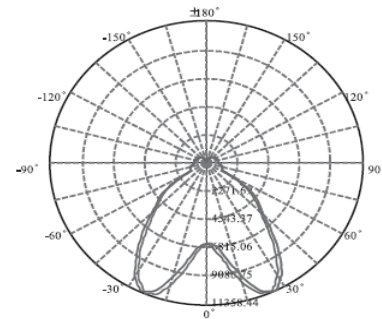
Benefits	Construction	Electrical	Installation	Mounting
<ul style="list-style-type: none"> Energy saving 285W LED fixture equivalent to a 750-watt traditional fixture. 30,000 lumen output ideal for illuminating large commercial spaces. Operates in high temperature areas up to 113 F. 	Aluminum Damp Location rated	Maintenance-free LEDs 285 Watts 120 Volts - 277 Volts	3 knockouts for power supply wires connect to fixture wires.	Suspension mounting with hook. Pendant installation with boom.

Lamp Life	Fixture Type	Fixture Features	Correlated Color Temperature	Color Rendering Index	Dimming
60000	Integrated LED 500W Equivalent		5000K	80 CRI	Down to 10%

Trim	Finish	Adjustment	Compliance Labels	Compliance	Warranty
	Black			UL, DLC	5



Luminous Intensity Distribution Diagram



Certifications

