Tools needed / Herramientas necesarias / Outils requis **N 6847**

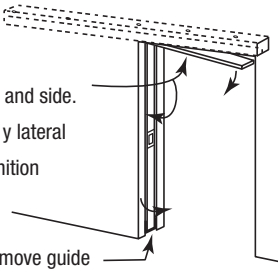

Remove finish molding top and side.

Saque la moldura superior y lateral

Enlevez les moulures de finition supérieure et latérale.

Remove guide
Saque la guía
Enlevez le guide

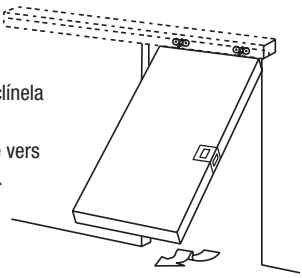

Lift and tilt out door.

Levante la puerta e inclínela hacia fuera.

Levez, inclinez la porte vers l'extérieur et retirez-la.

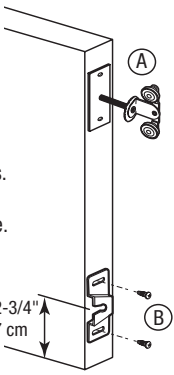

A. Replace rollers and pre-adjust close to old roller settings. Install guide.
B. Mount new bracket if needed.

A. Cambie las ruedas y regúlelas aproximadamente igual que las viejas. Instale el guía.
B. Instale el soporte nuevo si se requiere.
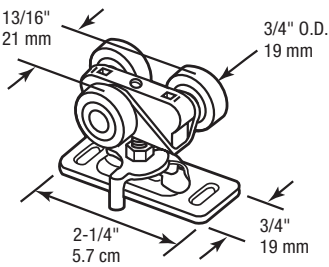
A. Remplacez les roulettes et pré-réglez selon les réglages des vieilles roulettes. Installez un guide.
B. Installez un support neuf si requis.