ASSEMBLY INSTRUCTION SHEET

Item.:HD-0603

	
Step1: Before assembly make sure four feet are available.	Step 2:Lie down cabinet on the protective floor ,tighten the four feet at the corresponding bottom of the cabinet .
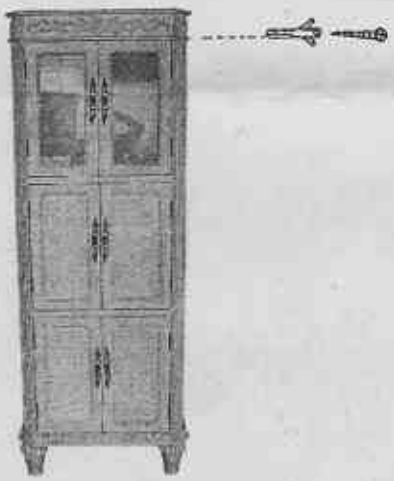	
Step 3:Then turn the cabinet upright ,screw the hook on the wall..Competed !