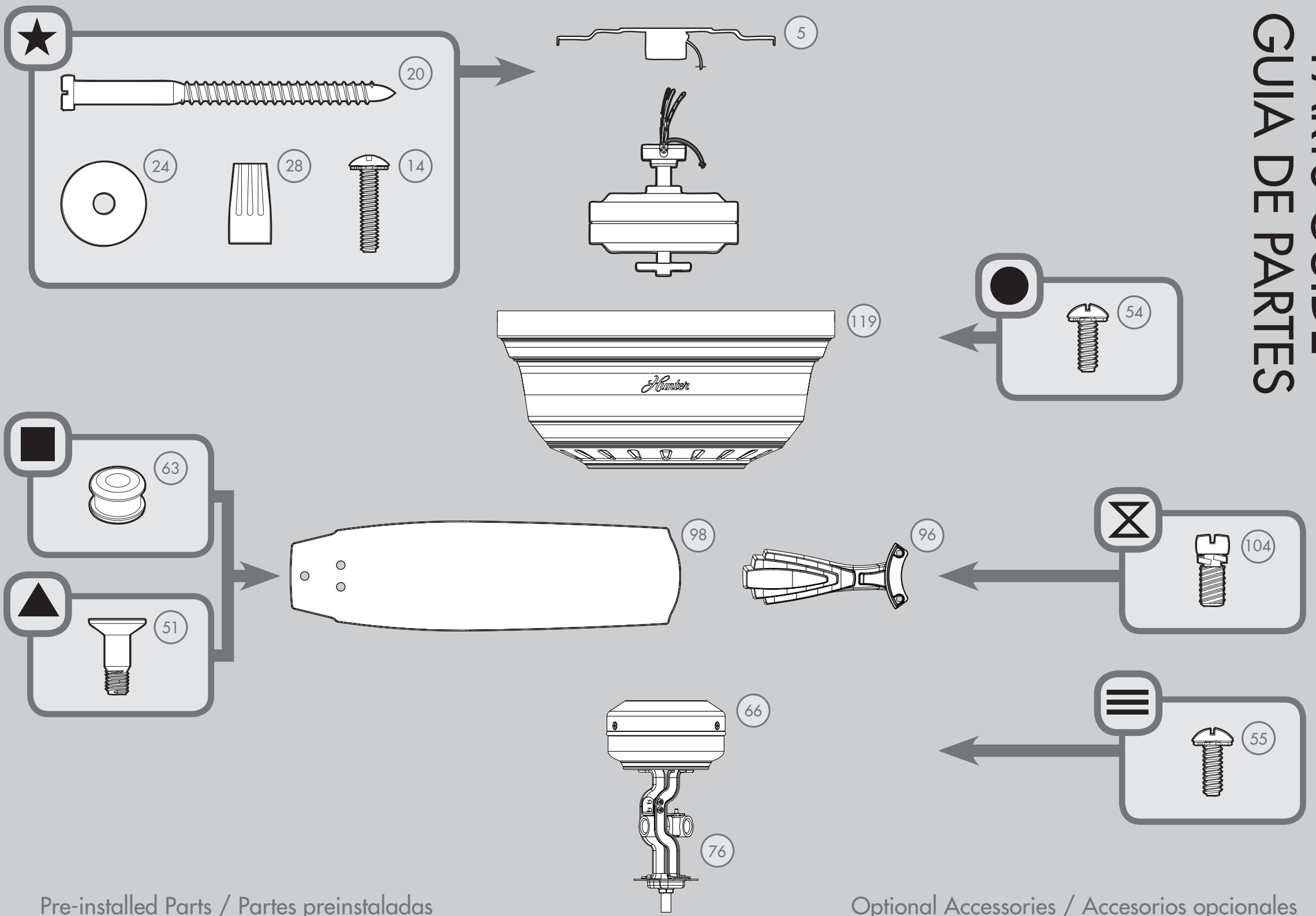
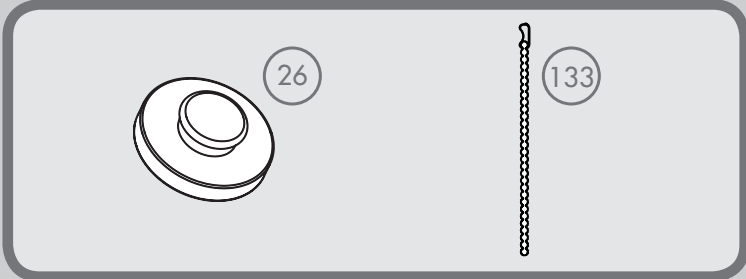




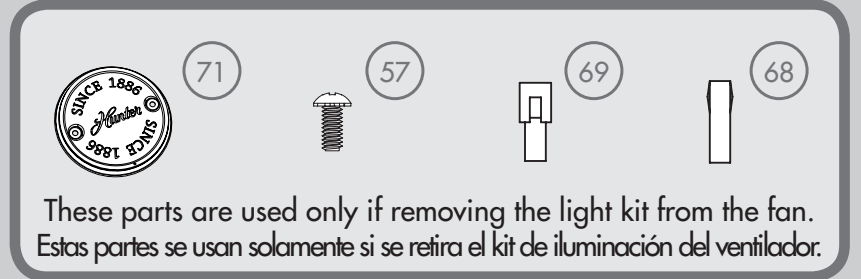
# PARTS GUIDE GUIA DE PARTES



### Pre-installed Parts / Partes preinstaladas



### Optional Accessories / Accesorios opcionales



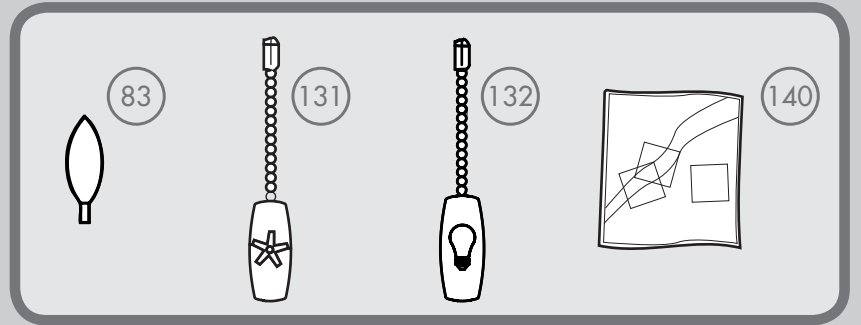
# # in Parts List  
# en Lista de partes

Spare Parts Bag  
Bolsa de partes de repuesto

**Hardware drawn to scale**  
For your convenience, you may receive extra fasteners.

**Materiales dibujado a escala**  
Para su comodidad, es posible que reciba sujetadores extra.

### Included Accessories / Accesorios incluidos



| Parts List |                               | MODEL #       |                         | Lista de piezas                                |
|------------|-------------------------------|---------------|-------------------------|--|
|            |                               | MODELO #      | 53269                   |  |
|            |                               | DRAWING #     |                         |  |
|            |                               | ESQUEMA #     | K3217-01                |  |
|            |                               | Weight ±2 lbs |                         |  |
|            |                               | Peso ±2 lb    | 18.0 lbs (8.2 kg)       |  |
|            |                               | FINISH        |                         |  |
|            |                               | FINISH        | Níquel cepillado        |  |
| #          | Item Name                     | Qty. / Cant.  | Part# / No. de la pieza | Nombre del Item                                |
| 1          | Hanging System Kit            | 1             | K0249-02                | Kit del sistema de suspensión                  |
| 5          | Ceiling Bracket               | 1             |                         | Soporte de techo                               |
| 14         | Locking Screw                 | 2             |                         | Tornillo de fijación                           |
| 20         | Wood Screw 3"                 | 2             |                         | Tornillo para madera de 3"                     |
| 24         | Flat Washer                   | 2             |                         | Arandela plana                                 |
| 26         | Mounting Isolator             | 4             |                         | Aislador de montaje                            |
| 28         | Wire Connector                | 4             |                         | Conector de cable                              |
| 50         | Hardware Kit                  | 1             | K3217-00-860            | Kit de materiales                              |
| 51         | Blade Assembly Screw          | 16            |                         | Tornillo de montaje de paleta                  |
| 54         | Motor Housing Screw           | 4             |                         | Tornillo de la carcasa del motor               |
| 55         | Switch Housing Assembly Screw | 6             |                         | Tornillo de montaje de la caja del interruptor |
| 57         | Switch Housing Cap Screw      | 2             |                         | Tornillo de tapa de la caja del interruptor    |
| 63         | Blade Grommet                 | 16            |                         | Arandela de la paleta                          |
| 66         | Switch Housing Assembly       | 1             | K0375-01                | Montaje de la caja de interruptor              |
| 68         | Dummy Terminal, Male          | 1             | 08198-01                | Terminal simulado, macho                       |
| 69         | Dummy Terminal, Female        | 1             | 08200-01                | Terminal simulado, hembra                      |
| 71         | Switch Housing Cap            | 1             | K0538-01                | Tapa de la caja del interruptor                |
| 76         | Light Kit Assembly            | 1             | K0541-04                | Adaptador de kit de luz                        |
| 79         | Wire Harness (not shown)      | 1             | K0089-01                | Mazo de alambres (no se muestra)               |
| 80         | Globe/Shade                   | 1             | K0672-01-045            | Pantalla                                       |
| 83         | Candelabra Bulb               | 2             | 77646-12                | Bombilla tipo candelabro                       |
| 88         | Globe Keeper                  | 1             | K0194-01                | Cerrojo tipo globo                             |
| 90         | Finial Cap                    | 1             | K1710-01                | Tapa de cubierta ornamental                    |
| 92         | Finial                        | 1             | K3215-01                | Cubierta ornamental                            |
| 96         | Blade Iron Set                | 1             | K2315-05                | Juego de soporte de paletas                    |
| 98         | Blade Set                     | 1             | K3218-25-266            | Juego de paletas                               |
| 104        | Blade Iron Armature Screw     | 11            | K0064-01                | Tornillo de montaje de soporte de paleta       |
| 119        | Motor Housing                 | 1             | K3212-01                | Alojamiento del motor                          |
| 131        | Fan Pull Chain Pendant        | 1             | K0143-01                | Pendiente del tirador de cadena del ventilador |
| 132        | Light Pull Chain Pendant      | 1             | K0144-01                | Pendiente del tirador de cadena de luz         |
| 133        | Pull Chain Extension          | 1             | K0139-03                | Extensión del tirador de cadena                |
| 140        | Balancing Kit                 | 1             | K0118-01                | Kit de equilibrado                             |